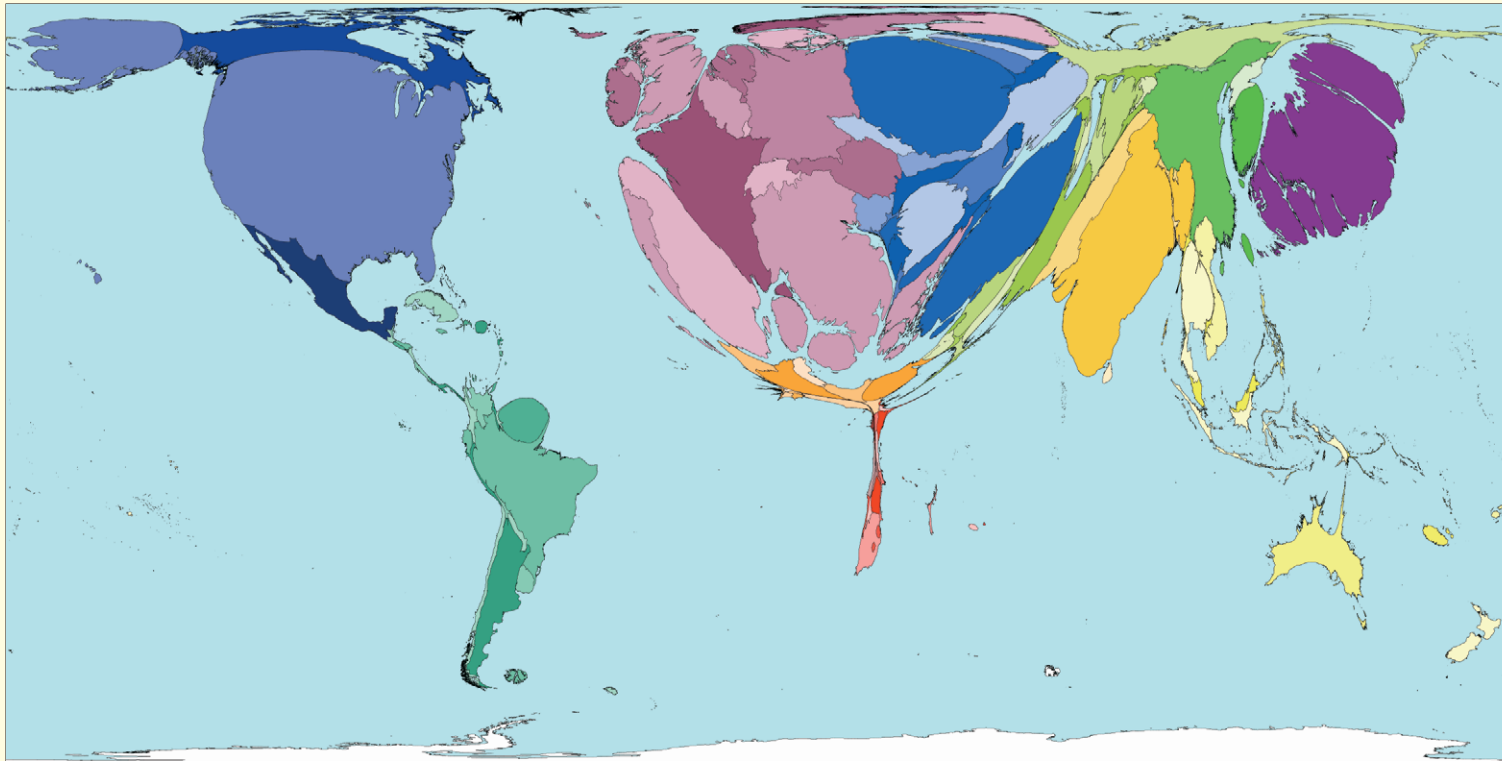


Tractors Working

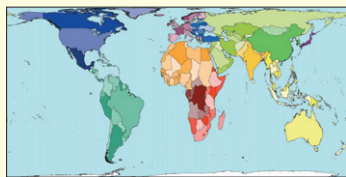


Tractors have a skewed distribution, which splits the regions of the world into two groups. The people living in the larger group of regions have an average of fewer than four tractors per thousand people. People living in the other group of regions have more than thirteen tractors per thousand people. Thus the rate of tractor ownership in one group of regions is at least three times higher than that in the other group of regions.

The top ten territories for tractor ownership are all European, the bottom ten are mainly African.

It is important that this is a count of working tractors because broken tractors are not useful to farmers.

Territory size shows the proportion of all tractors in the world that work found there.



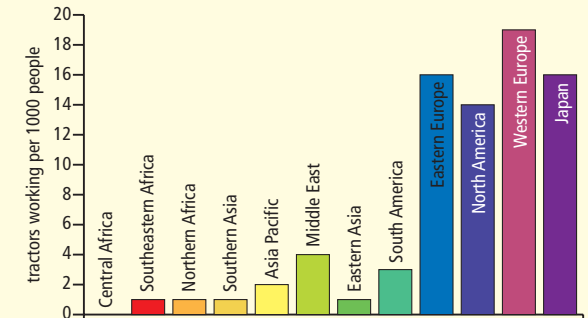
Land area

MOST AND LEAST WORKING TRACTORS

Rank	Territory	Value	Rank	Territory	Value
1	Slovenia	54	191	Solomon Islands	0.018
2	Austria	41	192	Sierra Leone	0.017
3	Estonia	40	193	Haiti	0.017
4	Ireland	40	194	Togo	0.017
5	Serbia & Montenegro	39	195	Singapore	0.015
6	Finland	37	196	Guinea-Bissau	0.014
7	Iceland	36	197	Niger	0.011
8	Poland	35	198	Djibouti	0.009
9	Lithuania	29	199	Central African Republic	0.008
10	Norway	29	200	Rwanda	0.007

working tractors per thousand people

WORKING TRACTORS PER 1000 PEOPLE



Technical notes

- Data are from the World Bank's World Development Indicators, 2005.
- Tractors here include wheel and crawler tractors, but exclude garden tractors.
- See website for further information.

“The most successful farmers ... live in large, roomy houses made of cement and bricks. All of them own at least one tractor.”

Bharat Dogra, 2000