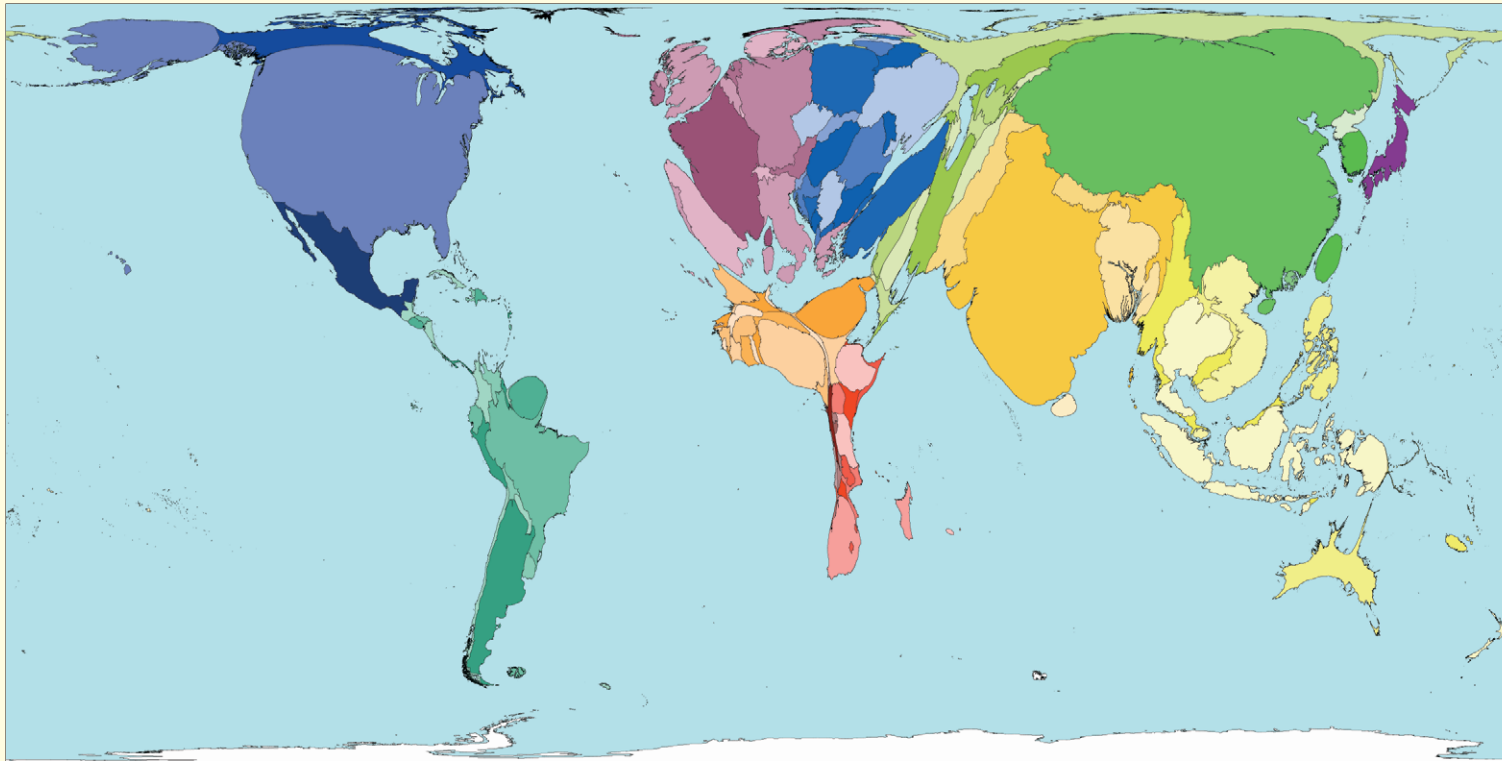


Cereals Produced

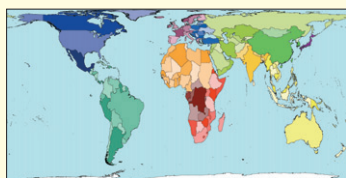


The world total annual cereal production in 2002 was recorded as weighing 2 billion tonnes. Cereal production includes cereals that are sold and those that are consumed by the producer.

All territories produce some cereals. However there is particularly low cereal production on some islands. Eight of the ten territories with the lowest per person cereal production are islands.

Eastern Asia produces the most cereals in total. North America produces the most cereals per person living there. North America produces twenty times more cereals per person living there than Central Africa produces.

Territory size shows the proportion of worldwide cereal production that occurs there.



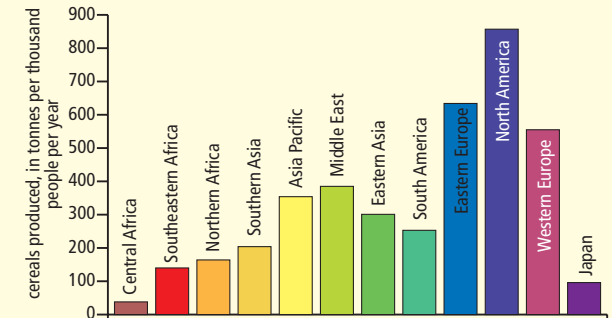
Land area

MOST AND LEAST CEREALS PRODUCED

Rank	Territory	Value	Rank	Territory	Value
1	Denmark	1632	191	Bahamas	1.02
2	Hungary	1182	192	Barbados	0.73
3	France	1165	193	Jamaica	0.68
4	Canada	1160	194	Antigua & Barbuda	0.50
5	Kazakhstan	1028	195	Mauritius	0.25
6	United States	1027	196	Puerto Rico	0.12
7	Australia	965	197	United Arab Emirates	0.04
8	Greenland	857	198	Djibouti	0.02
9	Bulgaria	846	199	Maldives	0.02
10	Croatia	846	200	Saint Lucia	<0.01

tonnes of cereal produced per thousand people per year

WORLDWIDE PRODUCTION OF CEREALS



Technical notes

- Data are from the United Nations Environment Programme (2005) series on cereal production.
- A tonne is 1000 kilograms.
- See website for further information.

“For about a third of the world’s population, rice equals life. The cereal provides more than half the daily calories that these people consume.”

John Travis, 2002