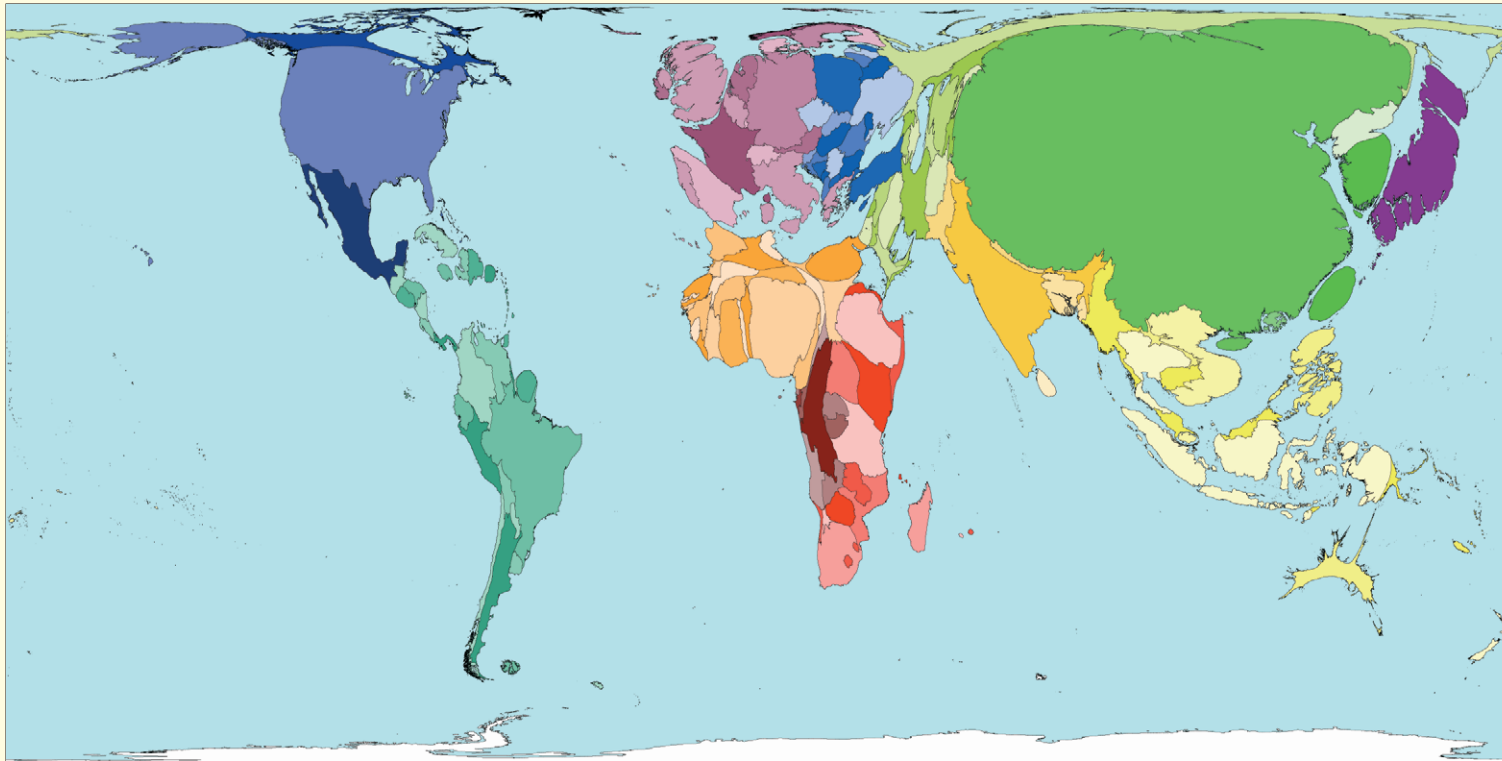


Services Women

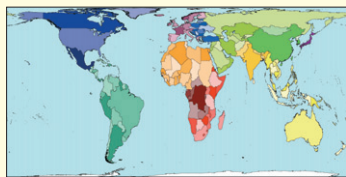


The populations with the highest proportions of women that work in the service industries live in Western European, North American and Eastern Asian territories. The populations with the lowest proportions of women working in services live in territories that are located in Southern Asia and the Middle East.

In Sweden 23% of the population is made up of women working in services. Therefore a majority of economically active women in Sweden work in the services sector.

Worldwide most women working in services live in China, making a female services workforce of 260 million, that is 35% of all female services workers.

Territory size shows the proportion of worldwide female services workers living there.



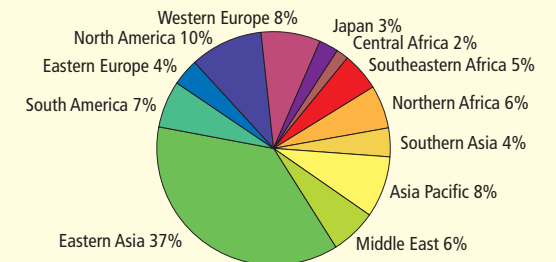
Land area

MOST AND FEWEST WOMEN WORKING IN SERVICE INDUSTRIES

Rank	Territory	Value	Rank	Territory	Value
1	Sweden	23	191	Sri Lanka	4.4
2	Bahamas	22	192	Saudi Arabia	4.3
3	Iceland	22	193	Oman	4.1
4	Canada	21	194	Nepal	2.5
5	Denmark	21	195	Bhutan	2.5
6	Norway	21	196	Bangladesh	2.5
7	United States	20	197	India	2.1
8	China	20	198	Pakistan	1.9
9	Taiwan	20	199	Gaza Strip & West Bank	1.6
9	DPR Korea	20	200	Yemen	0.7

service industry women as a percentage of the total population*

WORLD DISTRIBUTION OF SERVICES INDUSTRY WOMEN



Technical notes

- Data are from United Nations Development Programme's 2004 Human Development Report.
- *Due to missing data the regional average was assumed for Taiwan and DPR Korea, which occupy joint ninth place in the table.
- See website for further information.

“Girls are asking, ‘Do we get overtime? What are the benefits?’ Guangdong needs workers. Zhejiang and Shanghai need workers. They have more choices. So it’s difficult to find workers.”

Kathy Deng, 2006