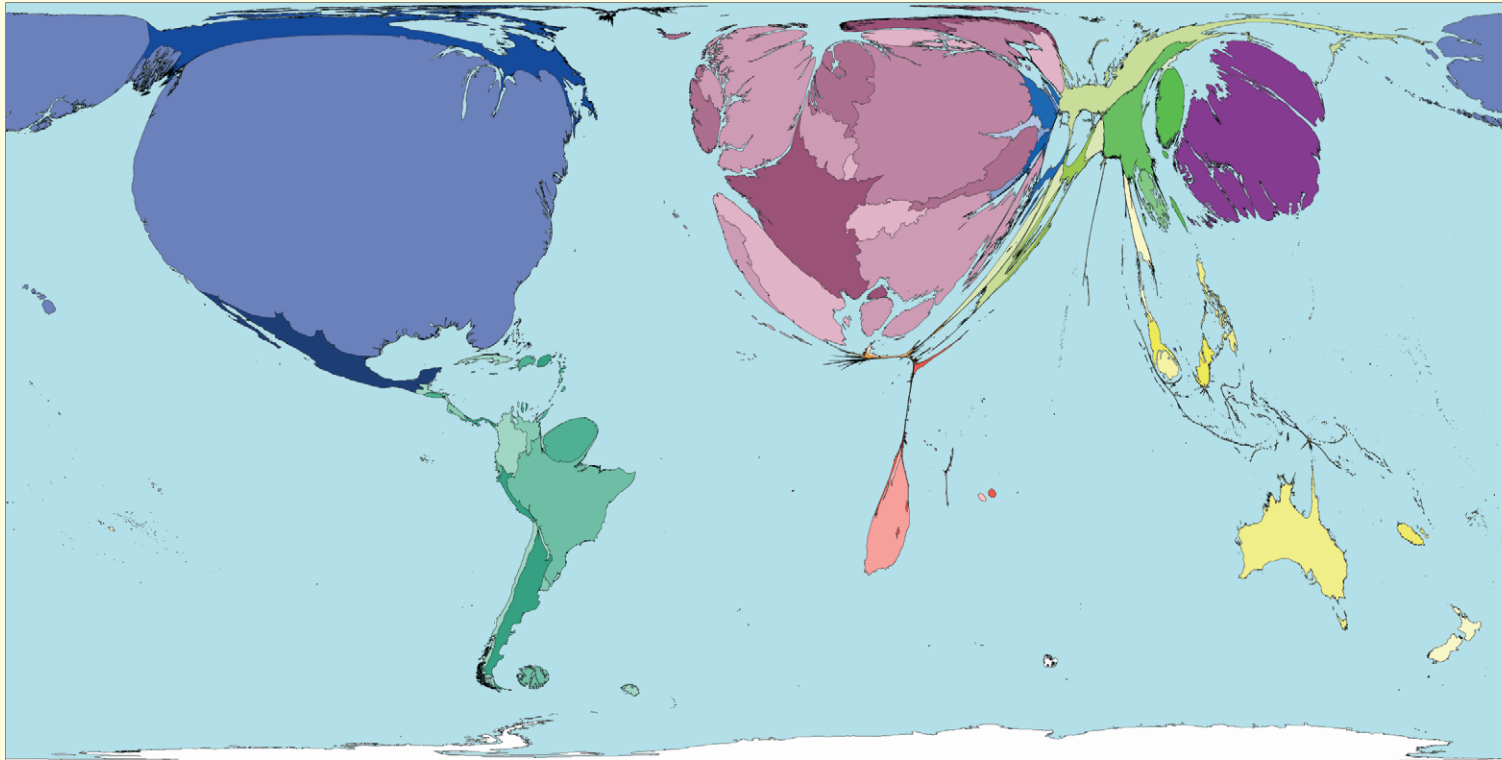


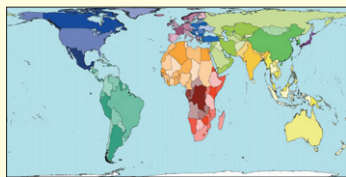
Female Managers



In 2001 there were 130 million women in managerial and professional jobs. Such jobs include being senior officials, legislators and technical workers. Those managers shown on this map are women earning the equivalent of more than US\$ 32 000. Worldwide women make up 41% of all managers, male managers make up the remaining 59%.

The most female managers live in North America and Western Europe. Very few female managers live in Northern Africa, Central Africa, Southeastern Africa and the Middle East. Note that the terms 'manager' and 'professional' relate to income rather than simply job title.

Territory size shows the proportion of worldwide work force of female managers that work there.



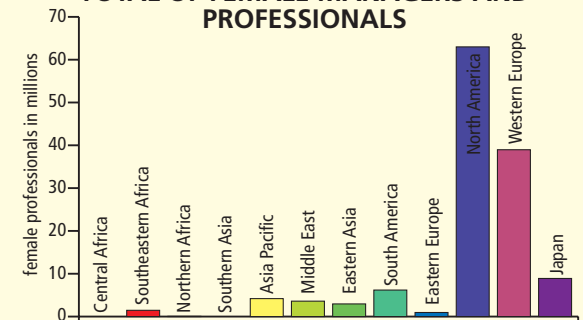
Land area

MOST AND FEWEST FEMALE MANAGERS AND PROFESSIONALS

Rank	Territory	Value	Rank	Territory	Value
1	Luxembourg	32	147	Egypt	0.00235
2	Norway	20	148	Indonesia	0.00222
3	United States	20	149	Georgia	0.00203
4	Ireland	17	150	Sierra Leone	0.00193
5	Greenland	15	151	Bosnia Herzegovina	0.00158
6	Canada	14	152	Albania	0.00134
7	Australia	14	153	Cote d'Ivoire	0.00133
8	Denmark	13	154	Mauritania	0.00127
9	Iceland	12	155	Gambia	0.00123
10	Switzerland	12	156	Sudan	0.00108

female managers as a percentage of population*

TOTAL OF FEMALE MANAGERS AND PROFESSIONALS



Technical notes

- Data are from the United Nations Development Programme's Human Development Report, 2004.
- *There were almost no female managers in 44 territories.
- See website for further information.

“The creation of more role models will bring more women into senior management ...” Lalita Gupte, 2005