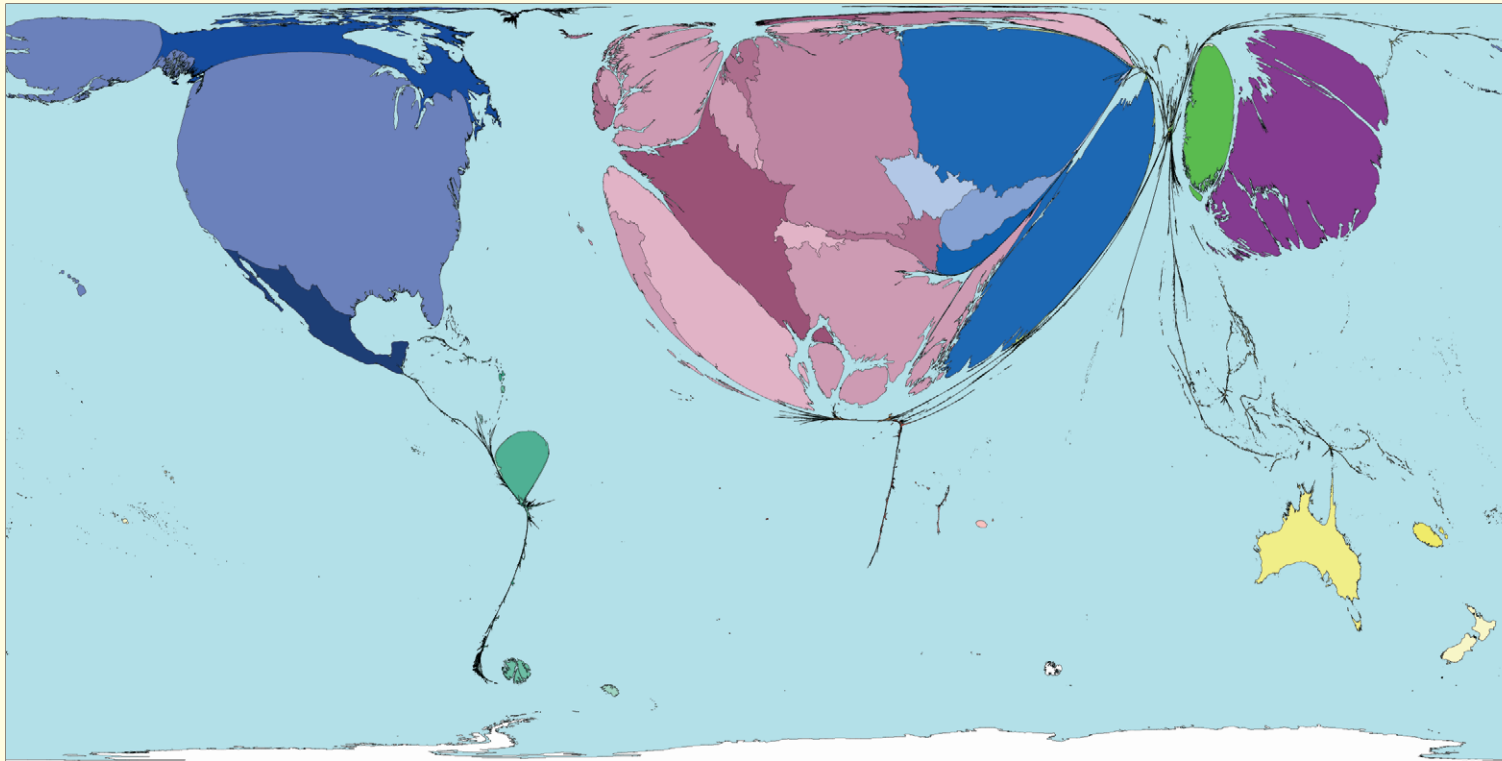


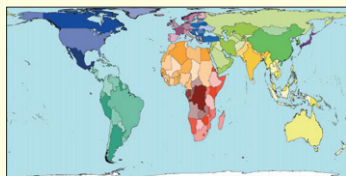
# Registered Unemployed



This map gives an area only to richer territories that are part of the Organisation for Economic Co-operation and Development. The United Nations Development Programme tables do not provide similar data for the rest of the world. This is mainly because only rich territories can afford a welfare state. The recording of unemployment allows social support to be allocated.

A percentage of the population living in most territories is unemployed. They are not always registered as state social support is not available in many territories. Instead support, when it is available, may come from the family, community or a rudimentary welfare system.

Territory size shows the proportion of all unemployed people living in territories of the Organisation for Economic Co-operation and Development that live there.



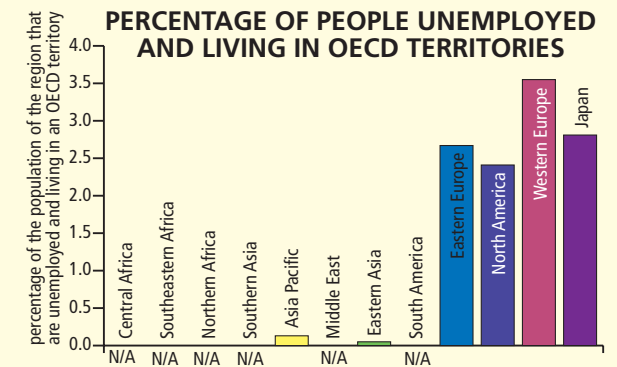
Land area

## MOST AND FEWEST REGISTERED UNEMPLOYED PEOPLE

| Rank | Territory      | Value | Rank | Territory         | Value |
|------|----------------|-------|------|-------------------|-------|
| 1    | Slovakia       | 9.0   | 21   | Denmark           | 2.4   |
| 2    | Poland         | 8.9   | 22   | Ireland           | 2.1   |
| 3    | Spain          | 5.1   | 23   | Norway            | 2.1   |
| 4    | Finland        | 4.6   | 24   | Sweden            | 2.0   |
| 5    | Germany        | 4.1   | 25   | Switzerland       | 1.8   |
| 6    | France         | 4.1   | 26   | Iceland           | 1.8   |
| 7    | Canada         | 4.1   | 27   | Republic of Korea | 1.5   |
| 8    | Greece         | 4.0   | 28   | Luxembourg        | 1.5   |
| 9    | Italy          | 3.8   | 29   | Netherlands       | 1.1   |
| 10   | Czech Republic | 3.7   | 30   | Mexico            | 0.5   |

percentage of the total population that are unemployed in the Organisation for Economic Co-operation and Development (OECD)\*

## PERCENTAGE OF PEOPLE UNEMPLOYED AND LIVING IN OECD TERRITORIES



### Technical notes

- Data are from the United Nations Human Development Report, 2004. Unemployment was only reported for territories in the Organisation for Economic Co-operation and Development (OECD).
- \*The work force ranges from 21% to 60% of the population.
- N/A on the graph indicates no OECD territories.
- See website for further information.

*“I scrutinised the paper from beginning to end, but could not find even one job that would suit me. The following day I bought another copy.”*

Zhou Rencong, 1998