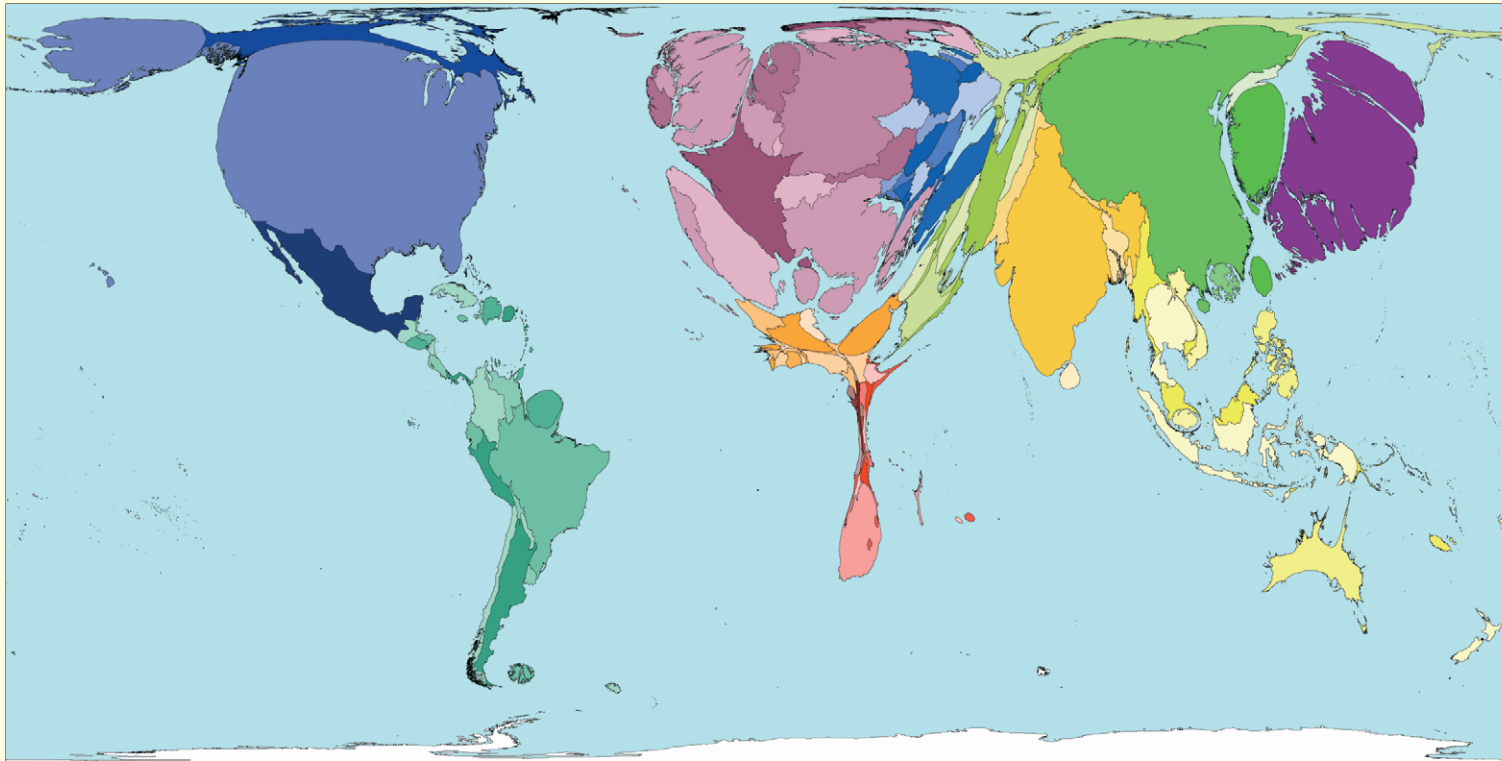


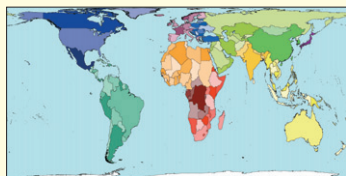
Men's Income



The total income of all men in the world is more than double that of all women in the world. In every region men earn more than women do. The greatest income inequality between men and women is in Southern Asia where men earn five times more than women on average. The neighbouring region of Eastern Asia has the smallest difference between men and women, where men earn twice what women earn.

Men have the lowest average earnings in Central Africa, with annual incomes allowing for purchasing power of only 3.7% of the average earnings of men in North America and Western Europe.

Territory size shows the proportion of worldwide men's earnings earned there measured by local purchasing power.



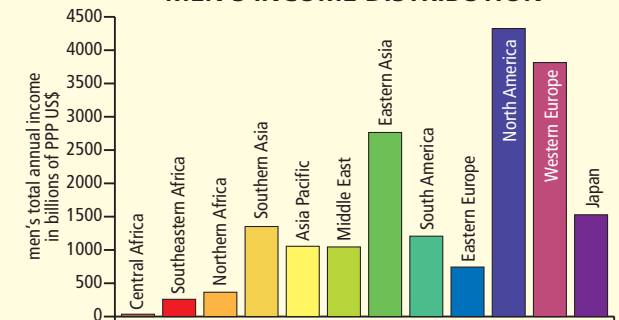
Land area

HIGHEST AND LOWEST ANNUAL MALE EARNINGS

Rank	Territory	Value	Rank	Territory	Value
1	Luxembourg	23687	191	Mali	234
2	Ireland	14709	192	Ethiopia	234
3	Switzerland	13200	193	Niger	232
4	United States	12416	194	Guinea-Bissau	229
5	Austria	12086	195	Madagascar	222
6	Japan	11981	196	Burundi	194
7	Norway	11980	197	Sierra Leone	189
8	Hong Kong (China)	11192	198	Dem Republic Congo	189
9	Iceland	11151	199	United Republic Tanzania	158
10	Denmark	10841	200	Malawi	145

earnings by men in US\$ purchasing power parity (PPP) per person in the whole population

MEN'S INCOME DISTRIBUTION



Technical notes

- Data are from the United Nations Development Programme's Human Development Report, 2004
- Income is measured in Purchasing Power Parity (PPP) US\$. This is used because a dollar can buy more in Namibia than in Japan, due to different exchange rates and prices. PPP is value of income where it is earned, measured in US\$ equivalent.
- See website for further information.

“... men generally earn more than women with identical qualifications ...” Gillian Gehring, 2001