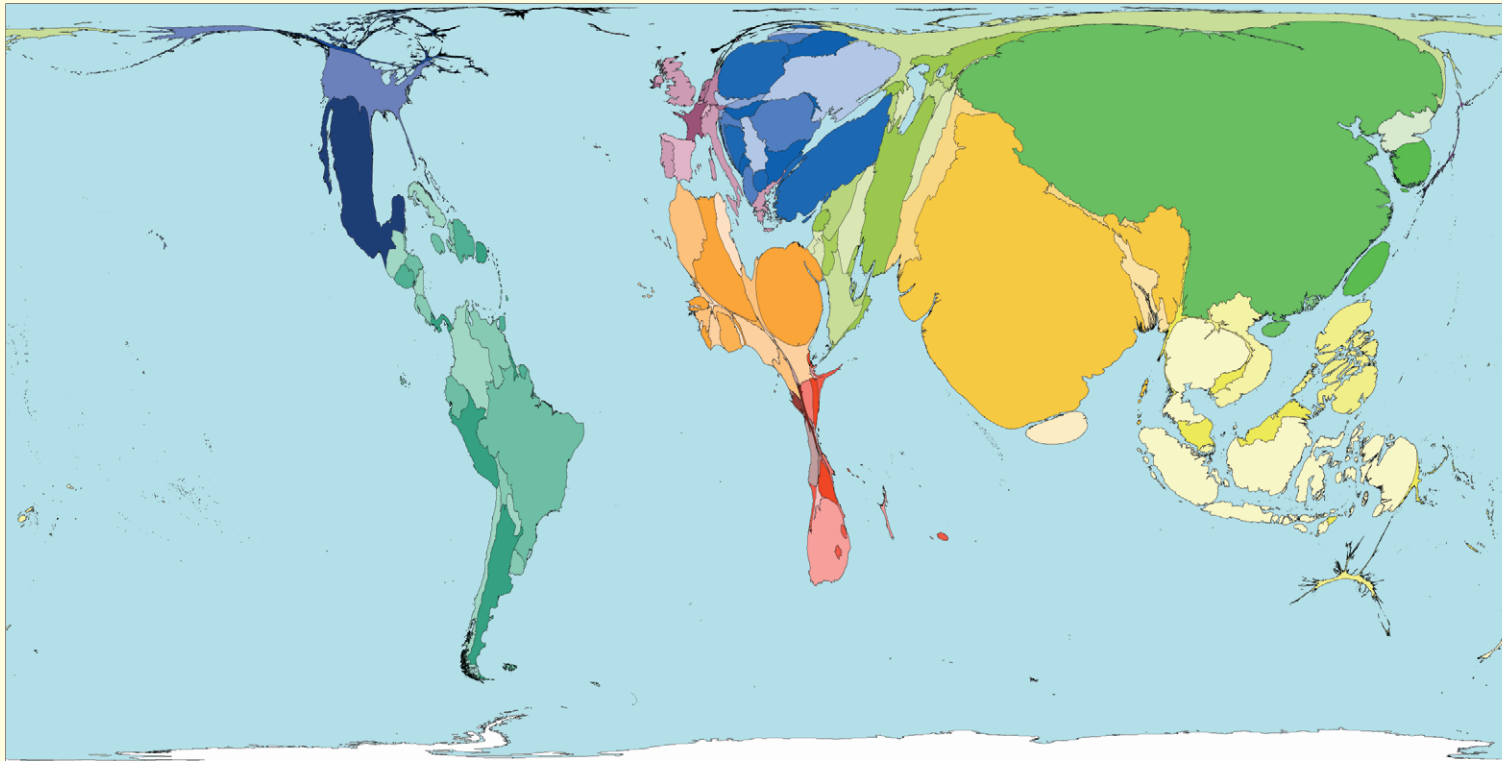


Living on US\$10 to 20 a day

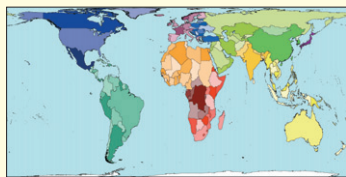


The territory where the most people live on US\$10-20 a day, when measured in purchasing power parity (PPP), is China. In China 26% of the population live on this much - that is 332 million people.

The regions of Eastern Europe, the Middle East and Eastern Asia have the highest percentages of people living on PPP US\$10-20 a day. That is 36% in Eastern Europe, and 25% in both the Middle East and Eastern Asia.

In both poor and rich regions low percentages of the population live on PPP US\$10-20, for opposite reasons. In poor territories the wages needed to achieve this are unaffordable, in rich territories unacceptable.

Territory size shows the proportion of all people living on PPP US\$ 10-20 a day worldwide, that live there.



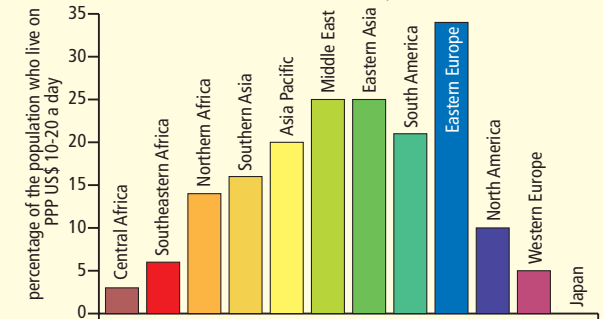
Land area

PERCENTAGE OF THE POPULATION LIVING ON PPP US\$ 10 TO 20 A DAY

Rank	Territory	Value	Rank	Territory	Value
1	Bosnia Herzegovina	55	191	Yemen	0.51
2	Albania	48	192	Belgium	0.47
3	TFYR Macedonia	48	193	Burundi	0.47
4	Ukraine	46	194	Sweden	0.39
5	Belarus	45	195	Denmark	0.24
6	Romania	45	196	United Republic Tanzania	0.22
7	Kazakhstan	44	197	Japan	0.12
8	Bulgaria	40	198	Ethiopia	0.10
9	Maldives	40	199	Norway	0.05
10	Algeria	38	200	Luxembourg	0.01

percentage of the population living in households where the people rely on US\$10-20 purchasing power parity a day

INCOME DISTRIBUTION: US\$ 10 TO 20 A DAY



Technical notes

- Data are from the United Nations Development Programme's Human Development Report, 2004
- Income is measured in Purchasing Power Parity (PPP) US\$. This is used because a dollar can buy more in Namibia than in Japan, due to different exchange rates and prices. PPP is value of income where it is earned, measured in US\$ equivalent.
- See website for further information.

“If you want to get rid of poverty, we need to empower the poor. Not to treat them like beggars.”

Hugo Chavez, 2005