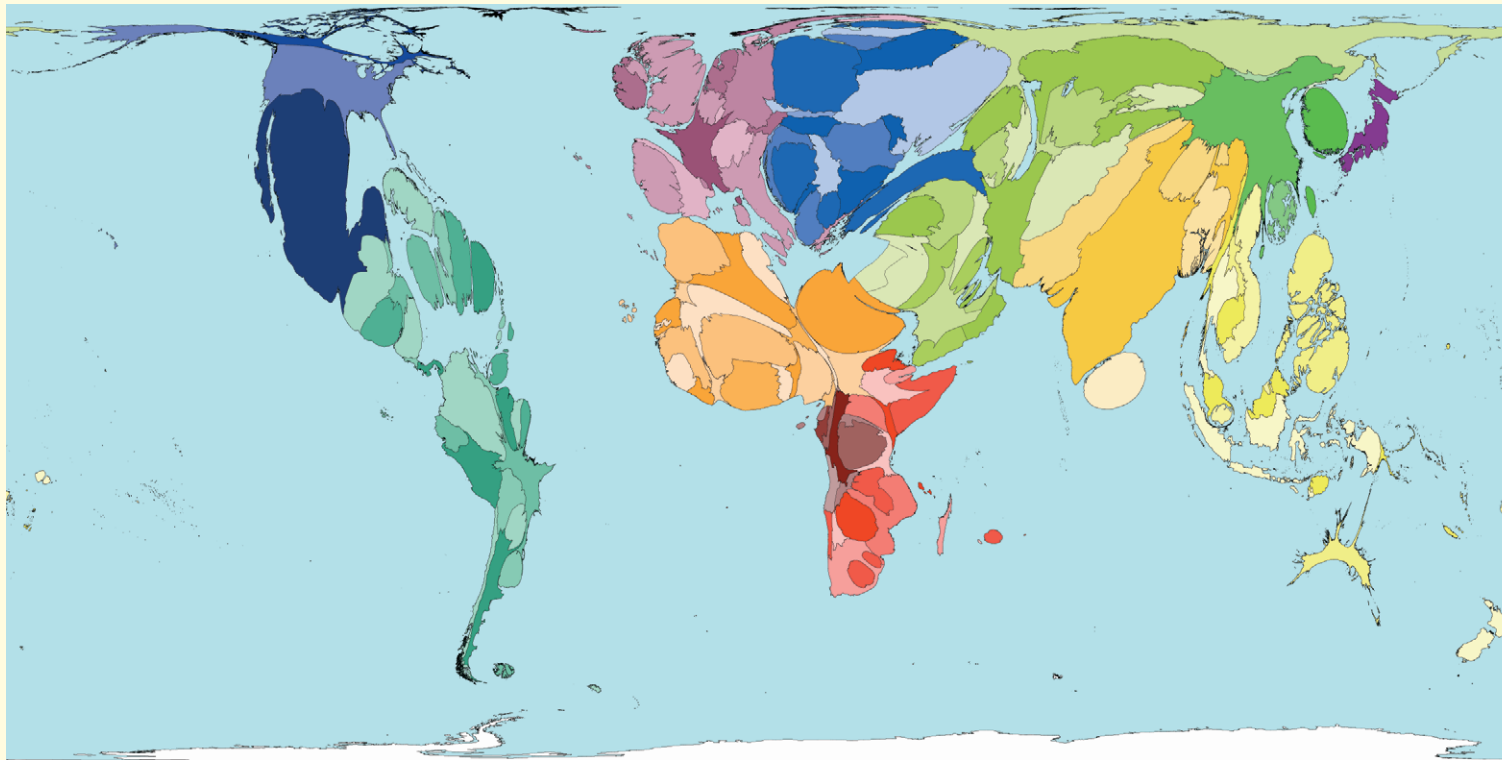


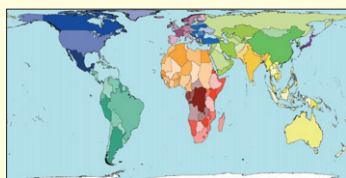
International Emigrants



This map shows the proportion of the world's international emigrants coming from each territory. The map indicates that emigrants' origins are not dominated by any single region.

Nevertheless variations exist. Regional averages for the percentage of the population that emigrate range from one percent of the population in Southern Asia, Eastern Asia and Japan, to eight percent in Eastern Europe and nine percent in the Middle East.

Territory size shows the number of international emigrants originating there.



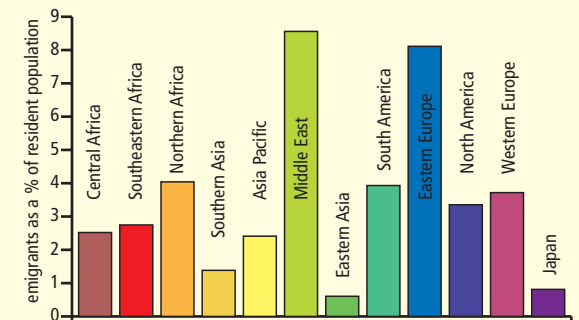
Land area

HIGHEST AND LOWEST LEVELS OF EMIGRATION

Rank	Territory	Value	Rank	Territory	Value
1	Andorra	76	191	Venezuela	0.64
2	Tonga	69	192	United Republic Tanzania	0.64
3	Saint Lucia	67	193	Taiwan	0.60
4	St Vincent & The Grenadines	66	194	Kenya	0.54
5	Monaco	65	195	Brazil	0.53
6	Gaza Strip & West Bank	60	196	Libyan Arab Jamahiriya	0.49
7	Samoa	55	197	China	0.43
8	Suriname	51	198	Bahamas	0.36
9	Guyana	50	199	Central African Republic	0.17
10	Jamaica	38	200	DPR Korea	0.16

emigrants as a % of resident population

PERCENTAGE WHO EMIGRATE



Technical notes

- Data source: World Bank, World Development Index, 2005
- International emigrants are people living outside the territory in which they were born, including refugees.
- See website for further information.

“I was determined to reach Europe or die trying. After everything I had gone through, I didn't care any more...”

Mamadou Saliou "Billy" Diallo, 2005