

The Wretched Dollar (up to \$1 a day)



The University of Sheffield.




The Leverhulme Trust



Geographical Association

Produced by the SASI group (Sheffield) and Mark Newman (Michigan)

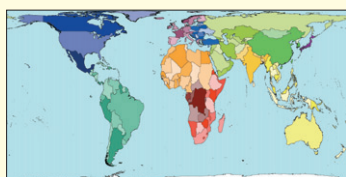


The first Millennium Development Goal is to halve, between 1990 and 2015, the proportion of people who live on the equivalent of US\$1 a day, or less. In 2002, an estimated 17% of the world population lived on this amount. They lived on less than or equal to what, to be precise, US\$1.08 would have bought in the United States in 1993.

In over twenty territories more than a third of the population lives on less than US\$1 a day. All but two of these territories are in Africa.

The largest population living on US\$1 a day is in Southern Asia, most of whom live in India.

Territory size shows the proportion of all people living on less than or equal to US\$1 in purchasing power parity a day.



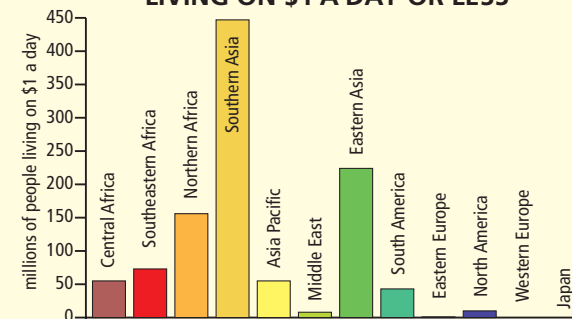
Land area

HIGHEST PROPORTIONS OF THE POPULATION LIVING ON US\$1 A DAY

Rank	Territory	Value	Rank	Territory	Value
1	Mali	73	17	Burkina Faso	45
2	Nigeria	70	18	Ghana	45
3	Central African Republic	67	19	Malawi	42
4	Zambia	64	20	Mozambique	38
5	Niger	61	21	Nepal	38
6	Gambia	59	22	Lesotho	36
7	Burundi	58	23	Bangladesh	36
8	Sierra Leone	57	23	Zimbabwe	36
15	Madagascar	49	25	Rwanda	36
16	Nicaragua	45	36	Namibia	35

percentage of the population living on US\$1 a day or less adjusted for purchasing power parity*

LIVING ON \$1 A DAY OR LESS



Technical notes

- Data are from the United Nations Development Programme's 2004 Human Development Report.
- *16 territories for which data was missing, and for which a regional average was assumed that placed them in the top 36, have not been listed in the table due to uncertainty in their positions.
- See website for further information.

“The mass of the people struggle against the same poverty, flounder about making the same gestures ... It is an underdeveloped world, a world inhuman in its poverty ...”

Franz Fanon, 1961