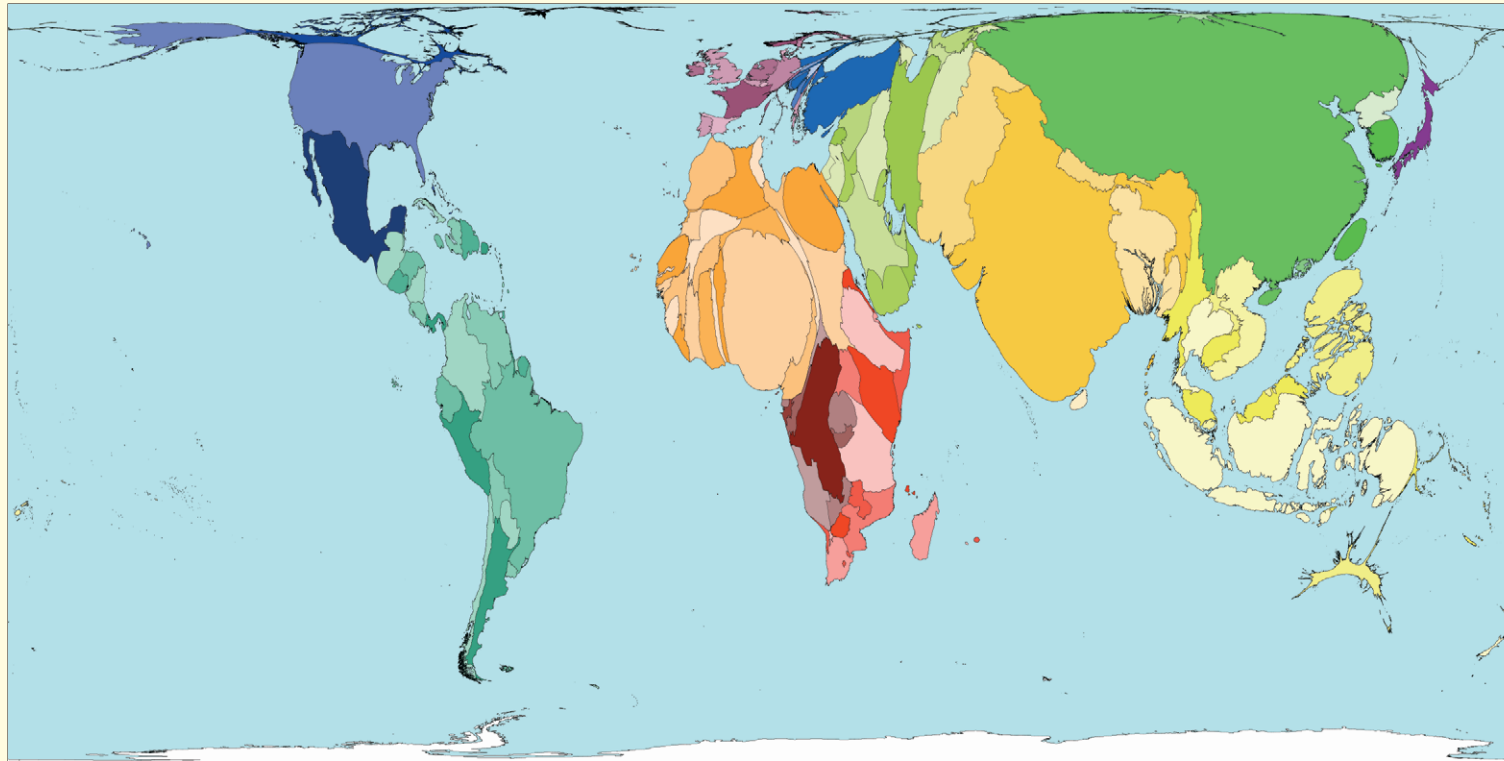


Projected Urban Growth

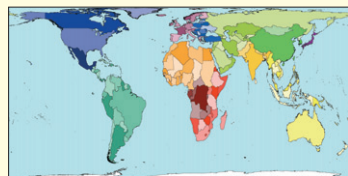


There are many reasons to move to the town or city. Some people may no-longer be able to subsist in a rural area, or maybe the opportunities of the city are an incentive to move. Some of the forecasted increase in urban populations between 2002 and 2015 is due to birth rates exceeding death rates within a city.

A total increase of 888 million people living in urban areas is predicted in 186 territories. In the remaining 14 territories, no change or a fall is expected, totalling 6.5 million.

By 2015, an extra 22% of the 2002 population of Indonesia is expected to live in urban areas. An extra 25% of people living in the Philippines will be urban dwellers by this time.

Territory size shows the proportion of all extra people that will start living in urban areas between 2002 and 2015, in each territory.



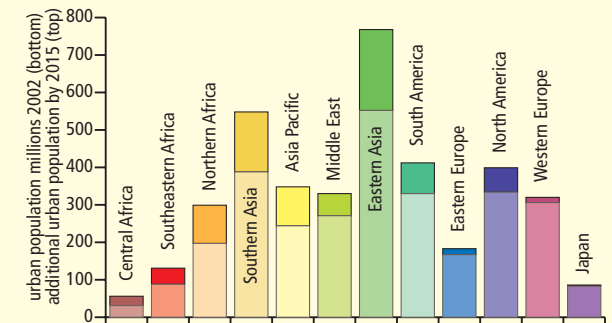
Land area

MOST AND LEAST NEW URBAN DWELLERS

Rank	Territory	Value	Rank	Territory	Value
1	Brunei Darussalam	63	177	Sweden	1.9
2	Gaza Strip & West Bank	47	178	Kazakhstan	1.6
3	Mauritania	45	179	Denmark	1.6
4	Saint Lucia	44	180	Poland	1.5
5	Kuwait	41	181	Austria	1.4
6	Saudi Arabia	40	182	Iceland	1.4
7	Oman	38	183	Hungary	1.1
8	Rwanda	35	184	Belarus	0.9
9	Equatorial Guinea	34	185	Czech Republic	0.8
10	Afghanistan	33	186	Niue	0.7

projected increase in urban population from 2002 to 2015 as a percentage of the 2002 population*

URBAN POPULATION 2002, GROWTH BY 2015



- Technical notes**
- Data are from the United Nations Development Programme's 2004 Human Development Report.
 - *No change, or decreases in the urban population were forecast for 14 territories.
 - See website for further information.

“Massive urbanisation means hundreds of already near-bankrupt cities trying to cope in 20 years with the kind of problems London or New York only managed to address with difficulty in 150 years.” John Vidal, 2004