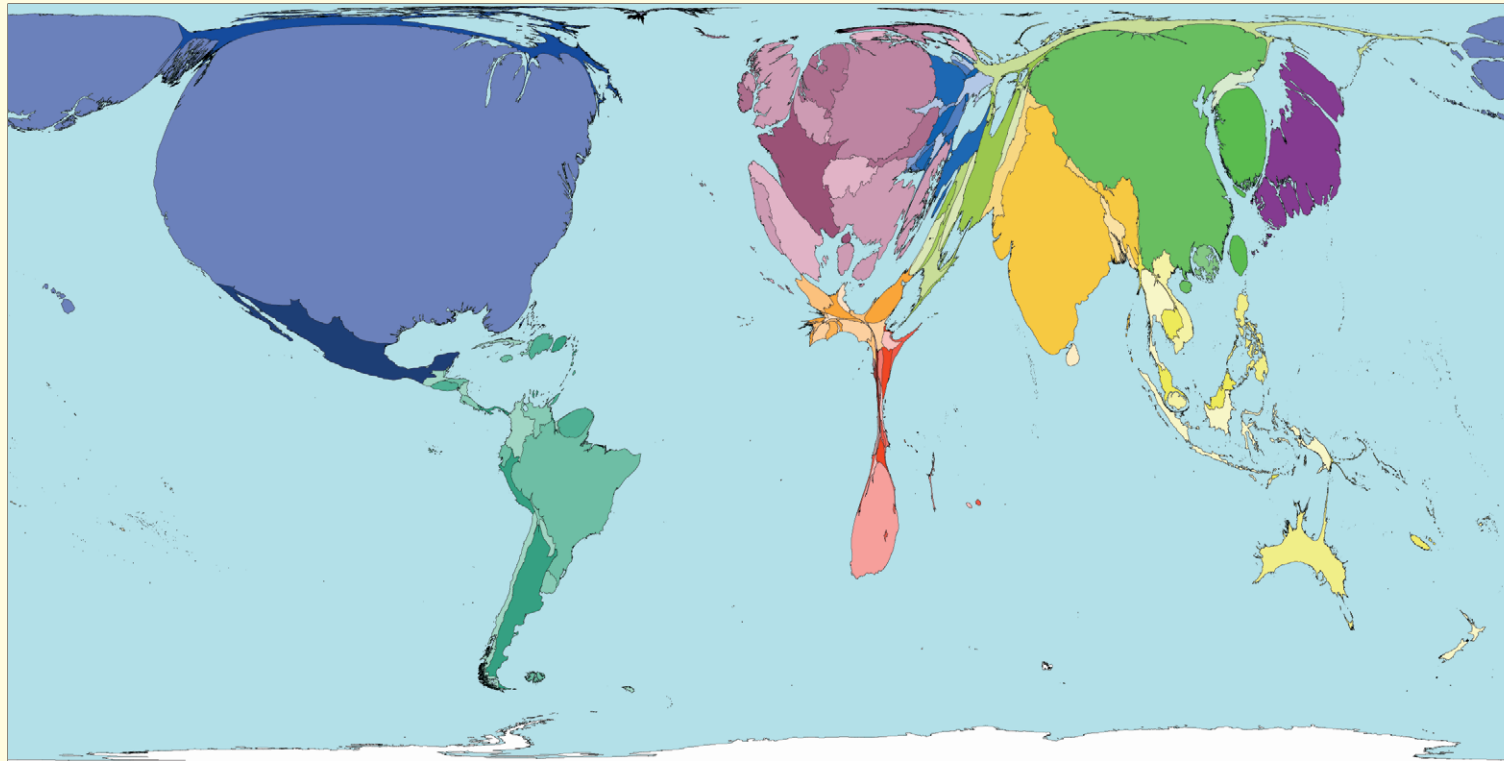


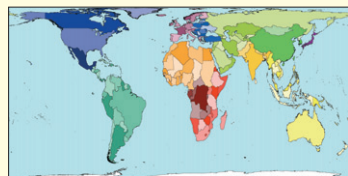
Private Health Spending



Private spending on health care is when individuals or corporations pay directly. Spending per person in the region with highest expenditure was 100 times greater than in the region with the lowest spending. These regions are North America and Central Africa respectively. Level of spending on private health care is related to the ability to pay, not the need for health care.

The lowest total spending is in territories that appear smallest on the map. Total spending is generally lowest where there is a small population. Some of the lowest spenders on private health care per person are islands and territories in poorer regions.

Territory size shows the proportion of worldwide private spending on health services that is spent there. This spending is measured in purchasing power parity.



Land area

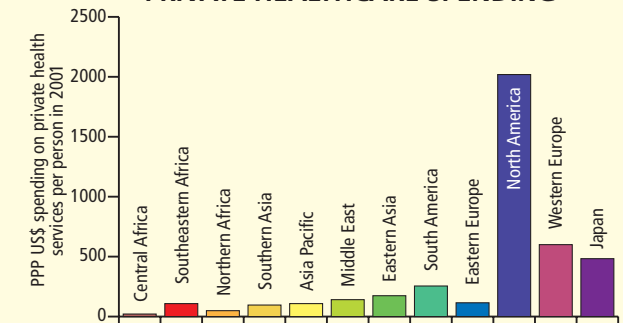
- Technical notes**
- Data are from the United Nations Development Programme, 2004, Human Development Report.
 - Spending is measured in Purchasing Power Parity (PPP) US\$. One dollar refers to the purchasing power equivalent of \$1 in the United States.
 - See website for further information.

HIGHEST AND LOWEST PRIVATE HEALTH SPENDING

Rank	Territory	Value	Rank	Territory	Value
1	United States	2753	191	Democratic Republic Congo	12
2	Switzerland	1410	192	Papua New Guinea	11
3	Netherlands	960	193	Burundi	9
4	Australia	848	194	Sao Tome and Principe	9
5	Canada	825	195	Sierra Leone	9
6	Cyprus	789	196	Bhutan	8
7	Greece	768	197	Congo	8
8	Germany	732	198	Chad	6
9	Austria	731	199	Madagascar	5
10	Belgium	689	200	Solomon Islands	5

private spending in 2001 on health services per person US\$ purchasing power parity*

PRIVATE HEALTHCARE SPENDING



“The health industry focuses on people with the greatest ability to pay rather than the greatest need for care.”

Phineas Baxandall, 2001