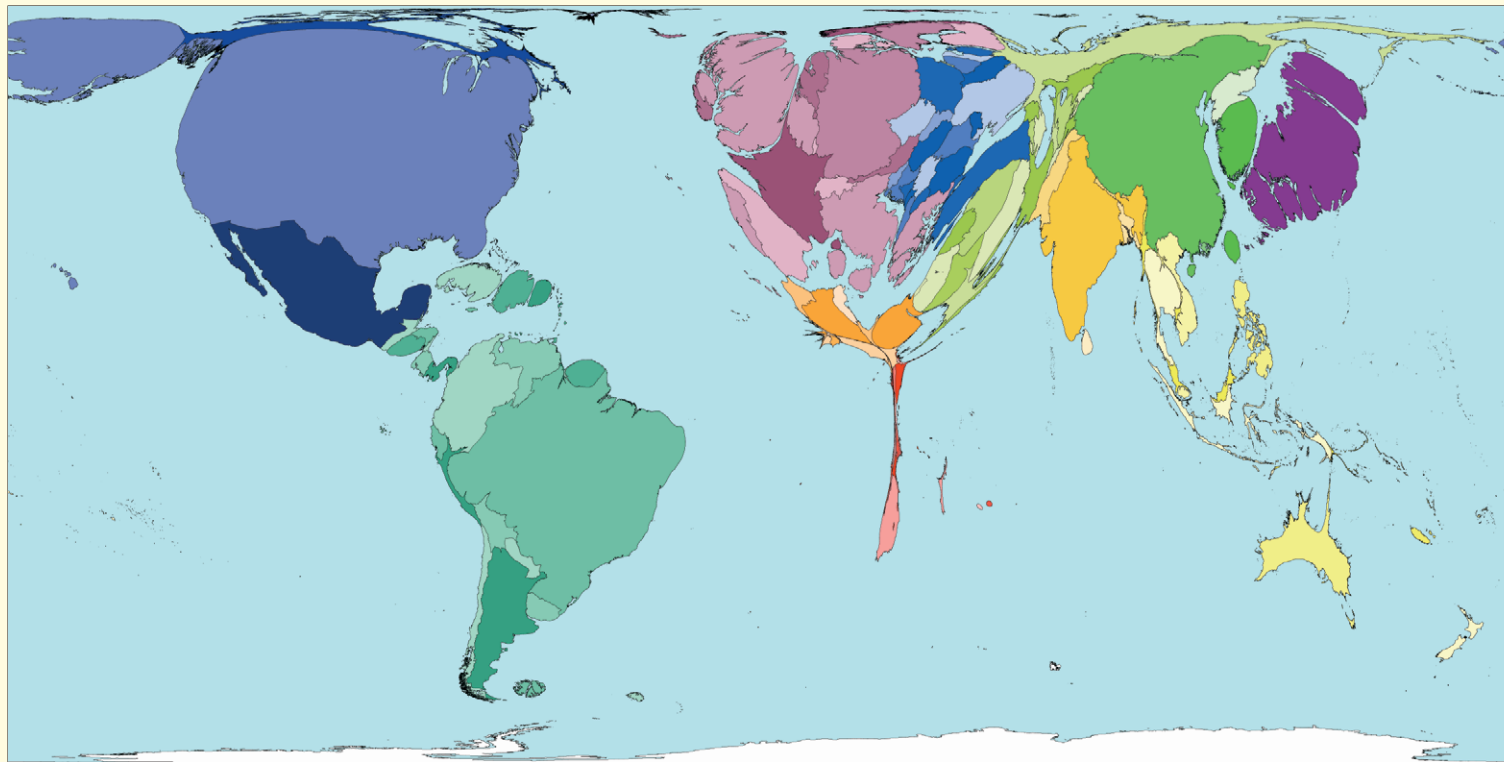


Dentists Working

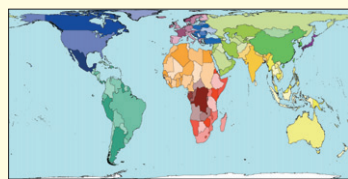


Dental work includes medical and cosmetic treatment. In 2004 there were 1.8 million dentists working around the world, which is an estimated 29 dentists per 100 000 people.

The three territories with the most dentists in 2004 were the United States, Brazil and China. There were ten times more dentists per person working in Brazil than in China. North America has almost twice the number of dentists per person than any other region.

In many African territories there were fewer than 1 dentist to every 100 000 people living there. The fewest dentists per person were in Angola.

Territory size shows the proportion of all dentists that work in that territory.



Land area

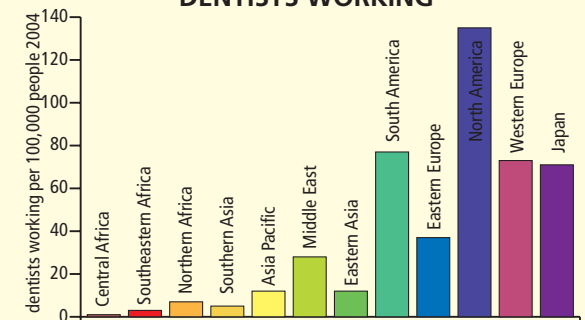
Technical notes
 • Data are mainly from the World Health Organisation's 2006 World Health Report.
 • See website for further information.

MOST AND FEWEST DENTISTS WORKING

Rank	Territory	Value	Rank	Territory	Value
1	United States	163	191	Dem Republic Congo	0.29
2	Jordan	129	192	Rwanda	0.25
3	Finland	128	193	Burundi	0.20
4	Estonia	128	194	Somalia	0.19
5	Lebanon	121	196	Benin	0.17
6	Seychelles	117	195	Chad	0.17
7	Israel	117	197	Ethiopia	0.13
8	Uruguay	116	198	Niger	0.12
9	Greece	113	199	Sierra Leone	0.10
10	Brazil	111	200	Angola	0.02

dentists working per 100,000 people 2004 or most recent

DENTISTS WORKING



“Brazil is estimated to have 8 million people who do not have teeth. Another 30 million have never been to the dentist ...”

Caio d’Arcanhy, 2004