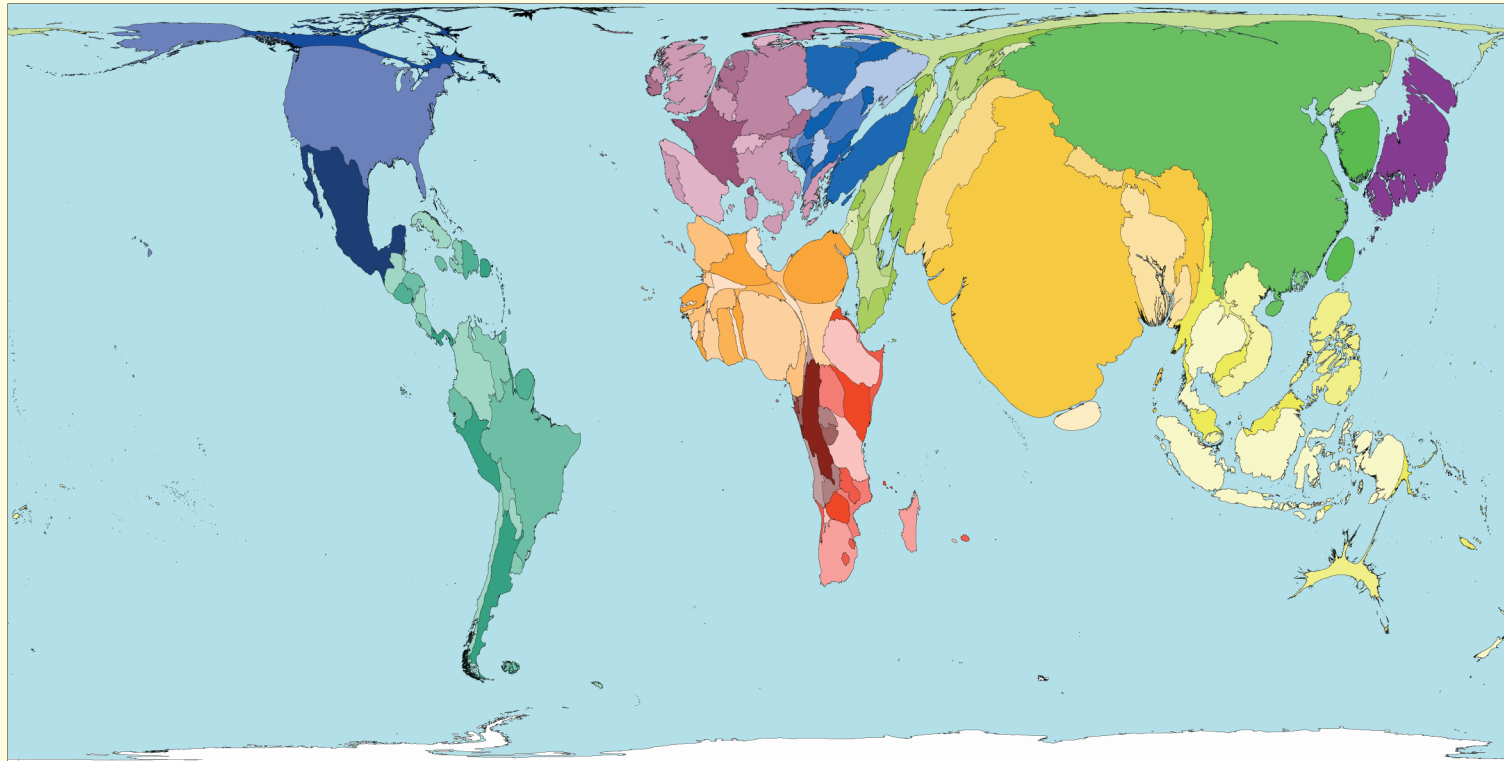


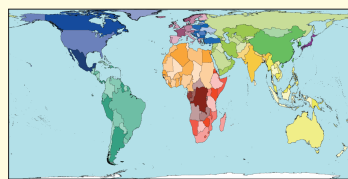
Health Service Quality



This map shows the ability of the health service of each territory to provide good basic health care to a number of people. The health service quality score for 1997 was applied to the population. The world average score for health service quality was 72 out of 100. This means that the equivalent of 4.5 billion people had access to good basic health care.

The populations with the poorest health care provision live in Sierra Leone and the Central African Republic. The Sierra Leonean health system scored 36 out of 100 - that is half the world average score. Note that only the most basic care is measured here.

Territory size shows the proportion of people worldwide who receive good basic health care that live there.



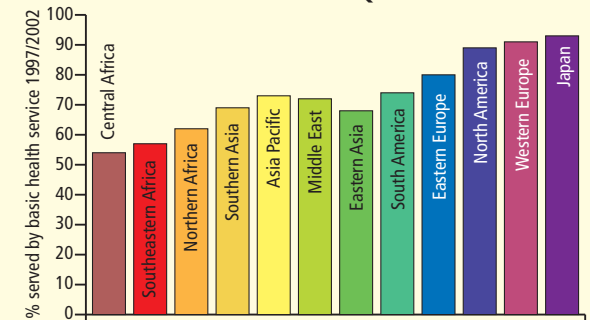
Land area

HIGHEST AND LOWEST RANKED HEALTH SERVICE QUALITY

Rank	Territory	Value	Rank	Territory	Value
1	Japan	93	191	Malawi	52
2	Switzerland	92	192	Afghanistan	52
3	Norway	92	193	Nigeria	52
4	Sweden	92	194	Mozambique	51
5	Luxembourg	92	195	Ethiopia	51
6	France	92	196	Liberia	50
7	Canada	92	197	Niger	50
8	Netherlands	92	198	Somalia	49
9	United Kingdom	92	199	Central African Republic	46
10	Austria	91	200	Sierra Leone	36

World Health Organisation score of health service attainment in 1997*

HEALTH SERVICE QUALITY



Technical notes

- Data are from the World Health Organisation's 2004 World Health Report.
- Data refer to 1997 where territories were scored on a scale of 0-100, according to whether there was good basic health care.
- See website for further information.

*“I do believe the only way we can end **all** preventable deaths and the suffering of millions is to provide decent health care to all.”*

Hilary Benn, 2006