

Mortality 1-4 Year Olds



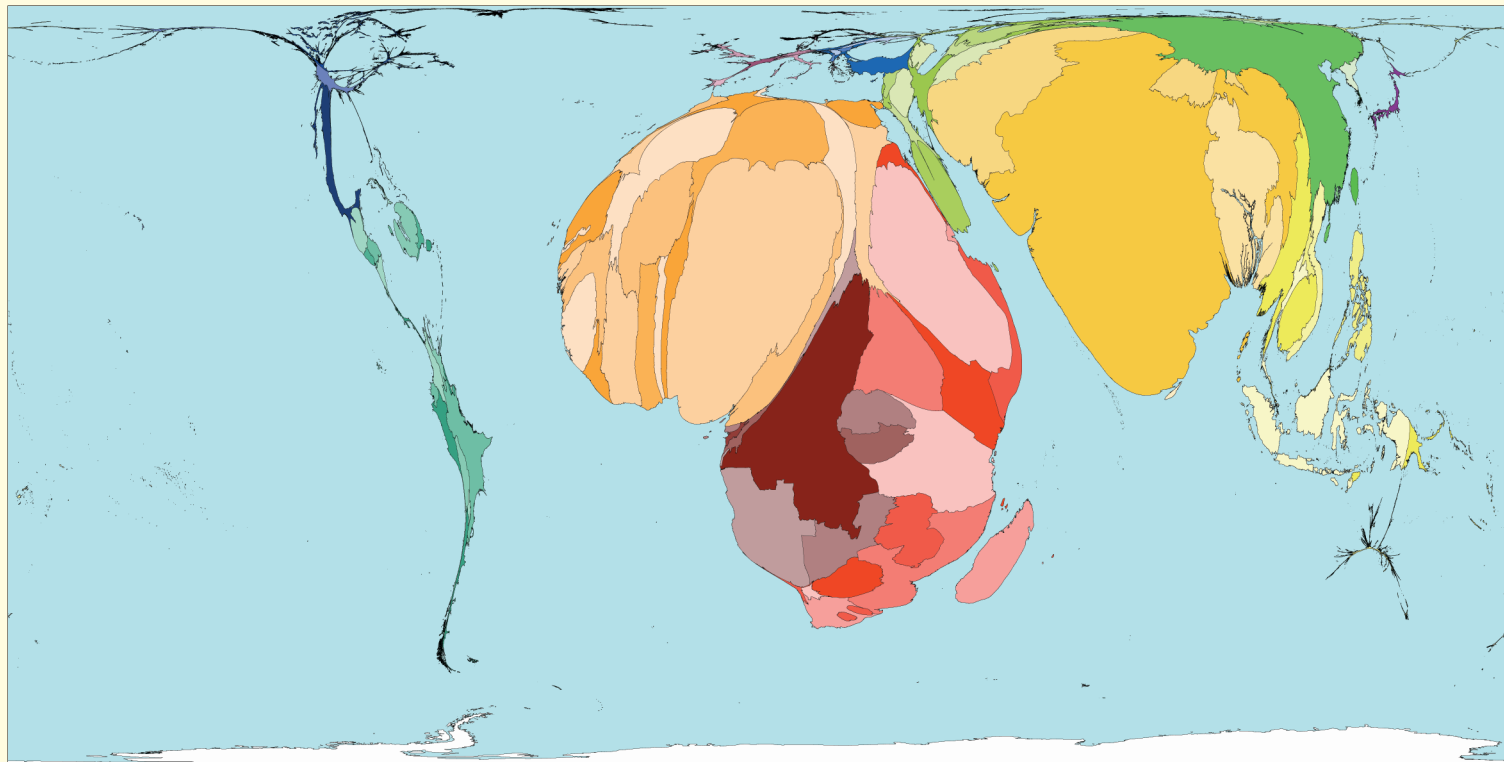
The University of Sheffield



The Leverhulme Trust



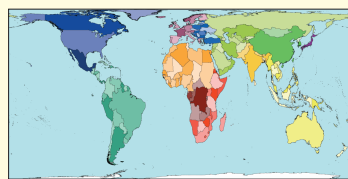
Produced by the SASI group (Sheffield) and Mark Newman (Michigan)



In 2002 there were almost 3.2 million deaths of children aged under 5 years, but not under 1 year old. The distribution of these deaths is: 29% in Southern Asia, 26% in Northern Africa, and 18% in Southeastern Africa. The territory with the most deaths of children aged 1 to 4 in one year was India, at 670 thousand.

The region with the highest death rate in this age group was Central Africa, where there are 79 deaths per 1000 live births. This is three times more than the world average. The region with the lowest death rate is Western Europe, where 1.4 children aged 1 to 4 died in 2002 per 1000 live births.

Territory size shows the proportion of all deaths of children aged over 1 year and under 5 years old, that occurred there in 2002.



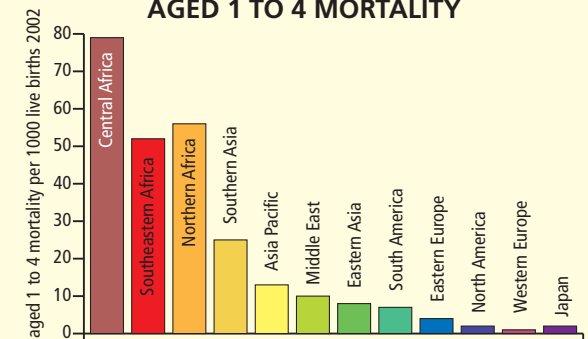
Land area

HIGHEST AGED 1 TO 4 MORTALITY RATES

| Rank | Territory | Value | Rank | Territory | Value |
|------|----------------------|-------|------|--------------------------|-------|
| 1 | Sierra Leone | 119 | 10 | Burundi | 76 |
| 2 | Niger | 109 | 12 | Cote d'Ivoire | 74 |
| 3 | Angola | 106 | 13 | Nigeria | 73 |
| 4 | Mali | 100 | 14 | Mozambique | 72 |
| 4 | Burkina Faso | 100 | 15 | Cameroon | 71 |
| 6 | Rwanda | 87 | 16 | Malawi | 69 |
| 7 | Zambia | 84 | 17 | Central African Republic | 65 |
| 8 | Chad | 83 | 18 | Benin | 63 |
| 9 | Guinea-Bissau | 81 | 18 | Mauritania | 63 |
| 10 | Democratic Rep Congo | 76 | 20 | Togo | 62 |

deaths of children aged over 1 year and under 5 years old per 1000 live births in 2002

AGED 1 TO 4 MORTALITY



Technical notes

- Data are from the United Nations Development Programme's 2004 Human Development Report.
- See website for further information.

“The image of what you saw — a dying child — is very frequent here. It is our reality.”

Laurinda Vidal Quipungo, 2006