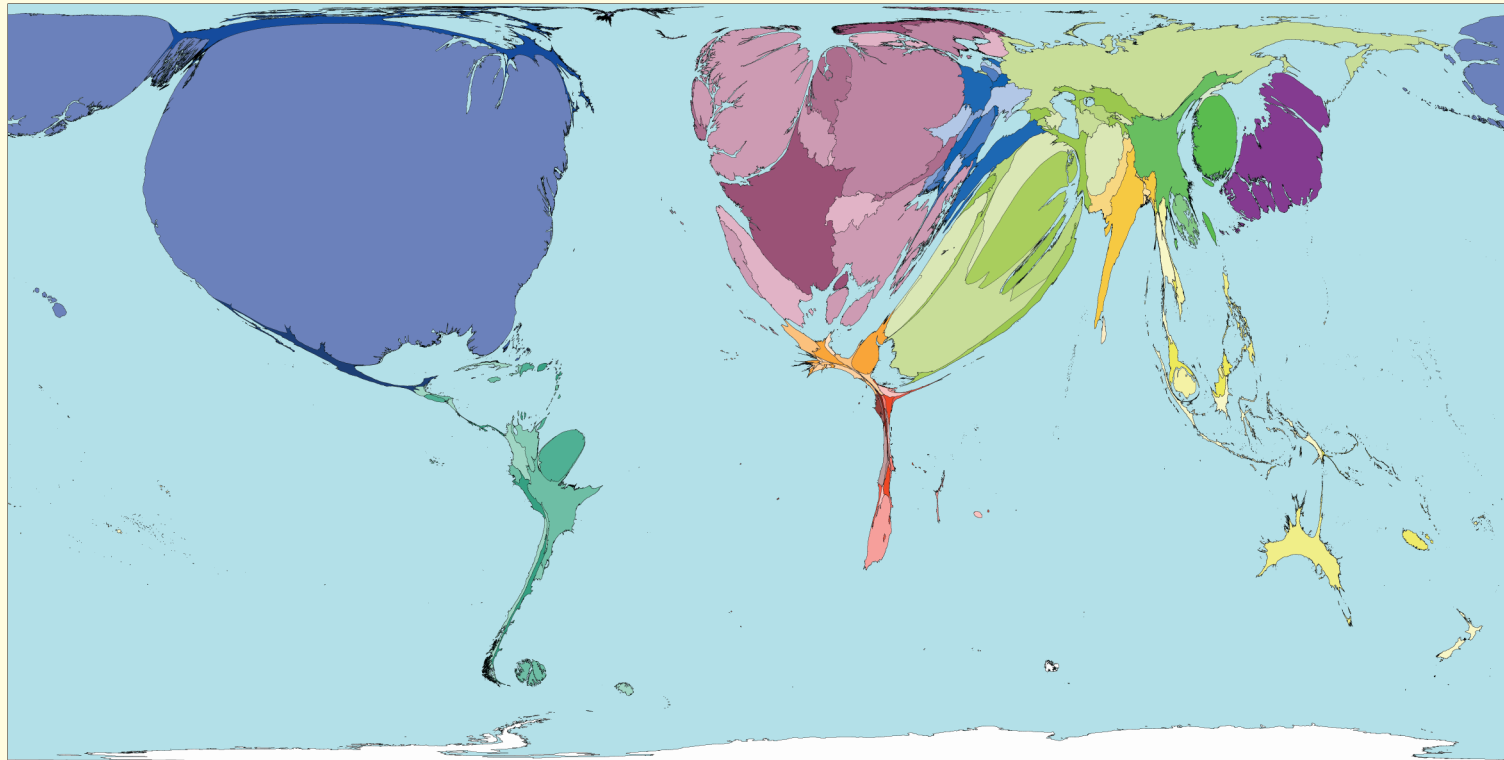


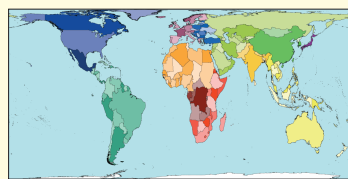
Military Spending 1990



In 1990, state military spending was estimated at US\$954 billion worldwide. Of this total, 45% was spent by the United States, followed by the Russian Federation at 6%, then Germany and the United Kingdom at 5% each. These territories individually spent more than any of the following regions: Central Africa, Southeastern Africa, Northern Africa, Southern Asia, Asia Pacific, Eastern Asia, South America, Eastern Europe and Japan.

The highest military spending per person living in a territory was in Middle Eastern territories such as Kuwait and Qatar. In Kuwait 10,000 times more was spent per person living there than in Ghana.

Territory size shows the proportion of worldwide state military spending in 1990 that was spent by that territory.



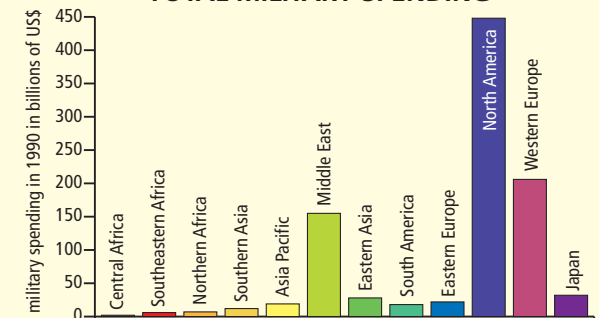
Land area

BIGGEST AND SMALLEST MILITARY SPENDERS

Rank	Territory	Value	Rank	Territory	Value
1	Kuwait	12968	189	Central African Republic	5.6
2	Qatar	6763	190	Guyana	5.2
3	United Arab Emirates	3768	191	Madagascar	4.9
4	Israel	2132	192	Nigeria	4.8
5	Saudi Arabia	1856	193	Myanmar	4.0
6	Oman	1779	194	Gambia	4.0
7	United States	1688	195	Bangladesh	3.1
10	Norway	907	196	Malawi	2.6
11	Singapore	848	197	Nepal	2.0
12	United Kingdom	821	198	Ghana	1.3

US\$ of state military spending in 1990 per person living there*

TOTAL MILITARY SPENDING



Technical notes

- Data are from the United Nations Development Programme's 2004 Human Development Report.
- *Military spending was recorded as 0 in Costa Rica and Iceland. Estimated data for Greenland and the Bahamas are not shown here.
- See website for further information.

“When the rich wage war it is the poor who die.” Jean-Paul Sartre, 1951