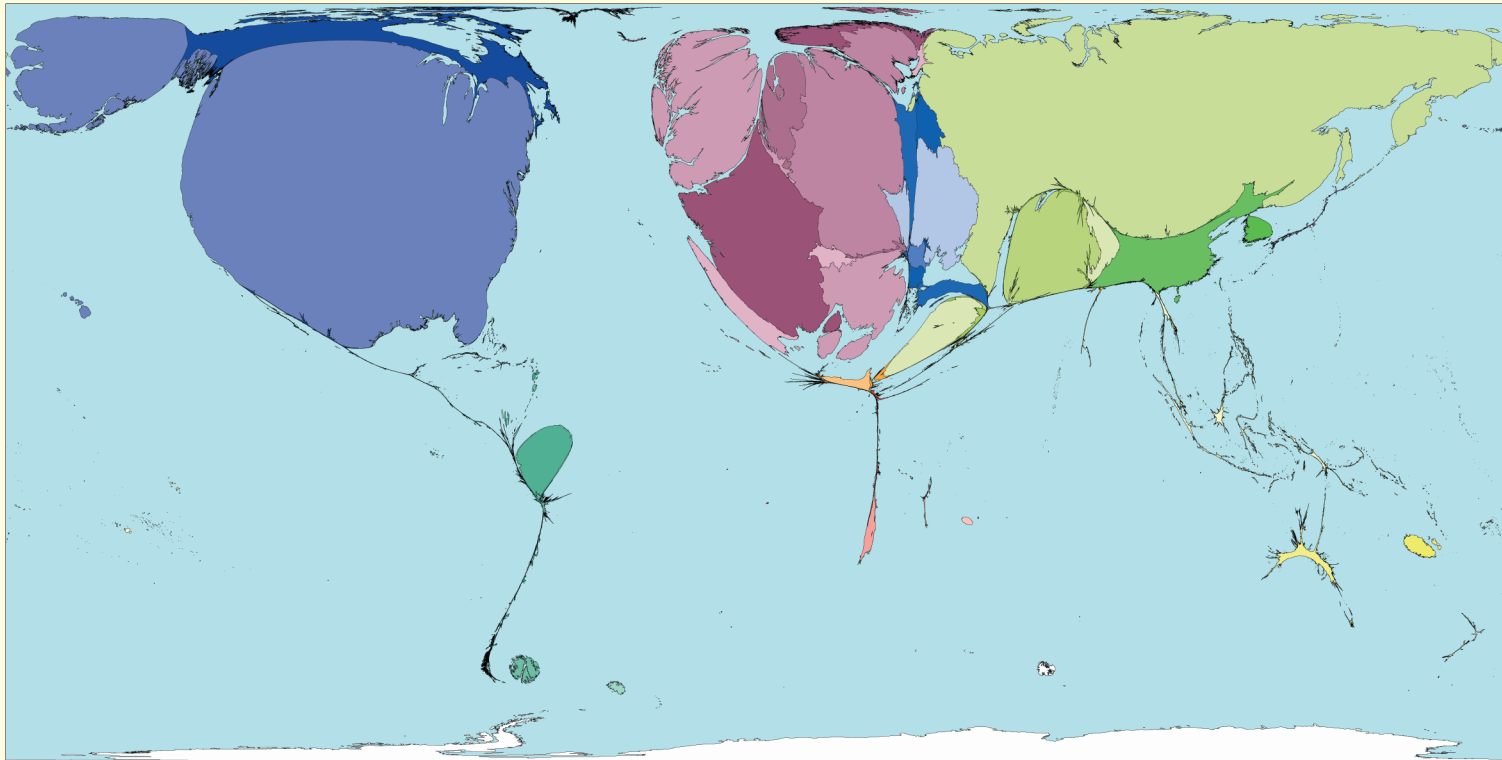


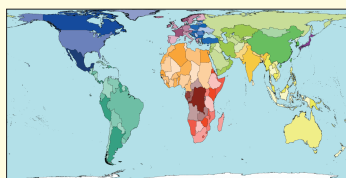
Arms Exports



Most territories export few major weapons. In 2003, 5 territories made over US\$15 billion from arms exports. They were the United States, the Russian Federation, France, Germany, and the United Kingdom, with 80% of this trade worldwide. 22 territories accounted for over 99% of arms export sales.

In 2003, a total of US\$19 billion was earned from arms exports worldwide. The weapons shown in this map are major conventional weapons and systems including ships, aircraft, missiles, artillery, armoured vehicles, and guidance and radar systems. Small arms and ammunition are not included here.

Territory size shows the proportion of worldwide earnings from arms exports received there.



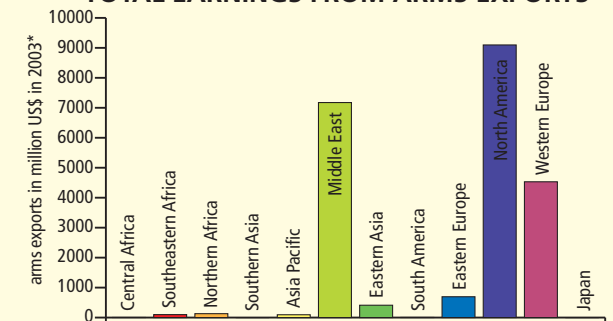
Land area

HIGH EARNINGS FROM ARMS EXPORTS

Rank	Territory	Value	Rank	Territory	Value
1	Russian Federation	39	11	Kyrgyzstan	15
2	Israel	34	12	Germany	14
3	Norway	33	13	Ukraine	8
4	France	22	14	Italy	6
5	United States	22	15	Belarus	6
6	Sweden	21	16	Switzerland	5
7	Uzbekistan	20	17	Czech Republic	5
8	Canada	18	18	Libyan Arab Jamahiriya	4
9	Netherlands	17	19	Spain	3
10	United Kingdom	16	20	Poland	2

US\$ value of arms exports per person living there in 2003*

TOTAL EARNINGS FROM ARMS EXPORTS



“Guns were everywhere – automatic and semi-automatic rifles, machine guns, pistols - and so were hand grenades, rocket-propelled grenades, and other life-destroying tools of warfare.”

Isaac Lappia, undated