

Armed Forces 1985



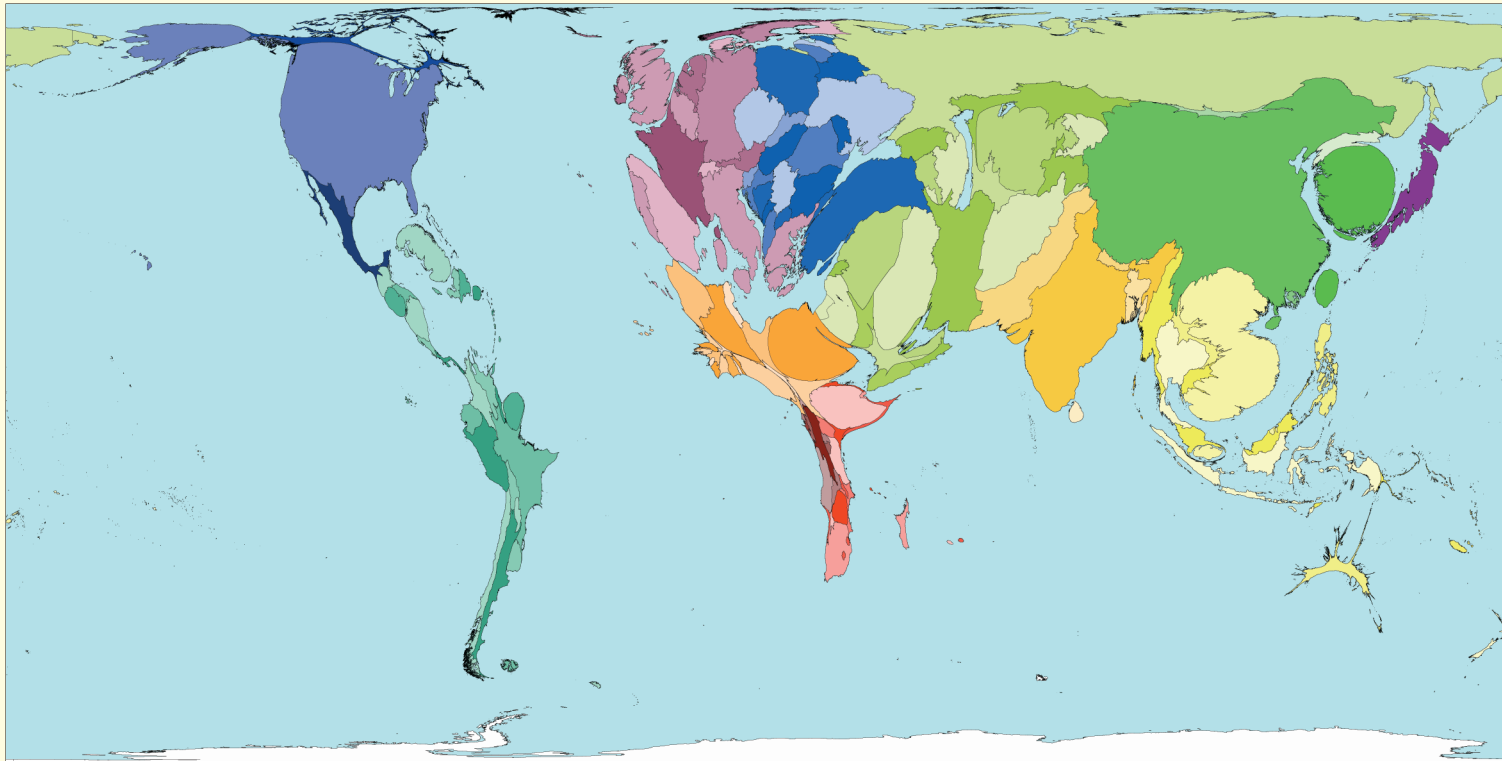
The University of Sheffield



The Leverhulme Trust



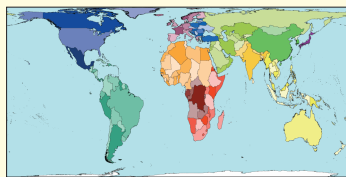
Produced by the SASI group (Sheffield) and Mark Newman (Michigan)



In 1985 there were over 29 million people working in armed forces worldwide. This includes the army, navy, airforce, and military administration. 33% of these people lived in Middle Eastern territories, including the Russian Federation.

In 1985 the three territories with the fewest military personnel per person living there were the Northern African territories of Niger, Burkina Faso and Mali. In these territories there was less than 1 person in the armed forces for every 1000 people living there. At the other extreme there were 37 armed forces personnel for every 1000 people in the Russian Federation.

Territory size shows the proportion of armed forces personnel worldwide, serving that territory in 1985.



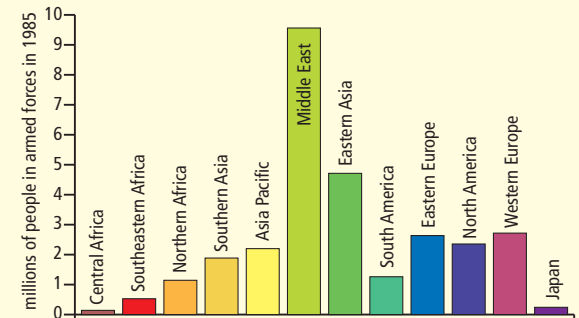
Land area

LARGE AND SMALL ARMED FORCES, 1985

Rank	Territory	Value	Rank	Territory	Value
1	Russian Federation	37	191	Bangladesh	0.64
2	Seychelles	24	192	Rwanda	0.63
3	Syrian Arab Republic	23	193	Papua New Guinea	0.55
15	Israel	23	194	Cameroon	0.46
16	Czech Republic	20	195	Gambia	0.45
17	Bulgaria	18	196	Kenya	0.43
18	Greece	18	197	Malawi	0.42
19	United Arab Emirates	15	198	Mali	0.37
20	Cuba	15	199	Burkina Faso	0.31
21	Brunei Darussalam	14	200	Niger	0.18

members of the armed forces in 1985 per 1000 people*

TOTAL ARMED FORCES IN 1985



Technical notes

- Data are from the United Nations Development Programme's 2004 Human Development Report.
- The population in 2002 is used as a denominator.
- *The total population in 2002 is used to calculate the rate. Estimates from regional averages are not included in the tables.
- See website for further information.

“Before the terrifying prospects now available to humanity, we see even more clearly that peace is the only goal worth struggling for. This is no longer a prayer but a demand to be made by all peoples ...” Albert Camus, 1945