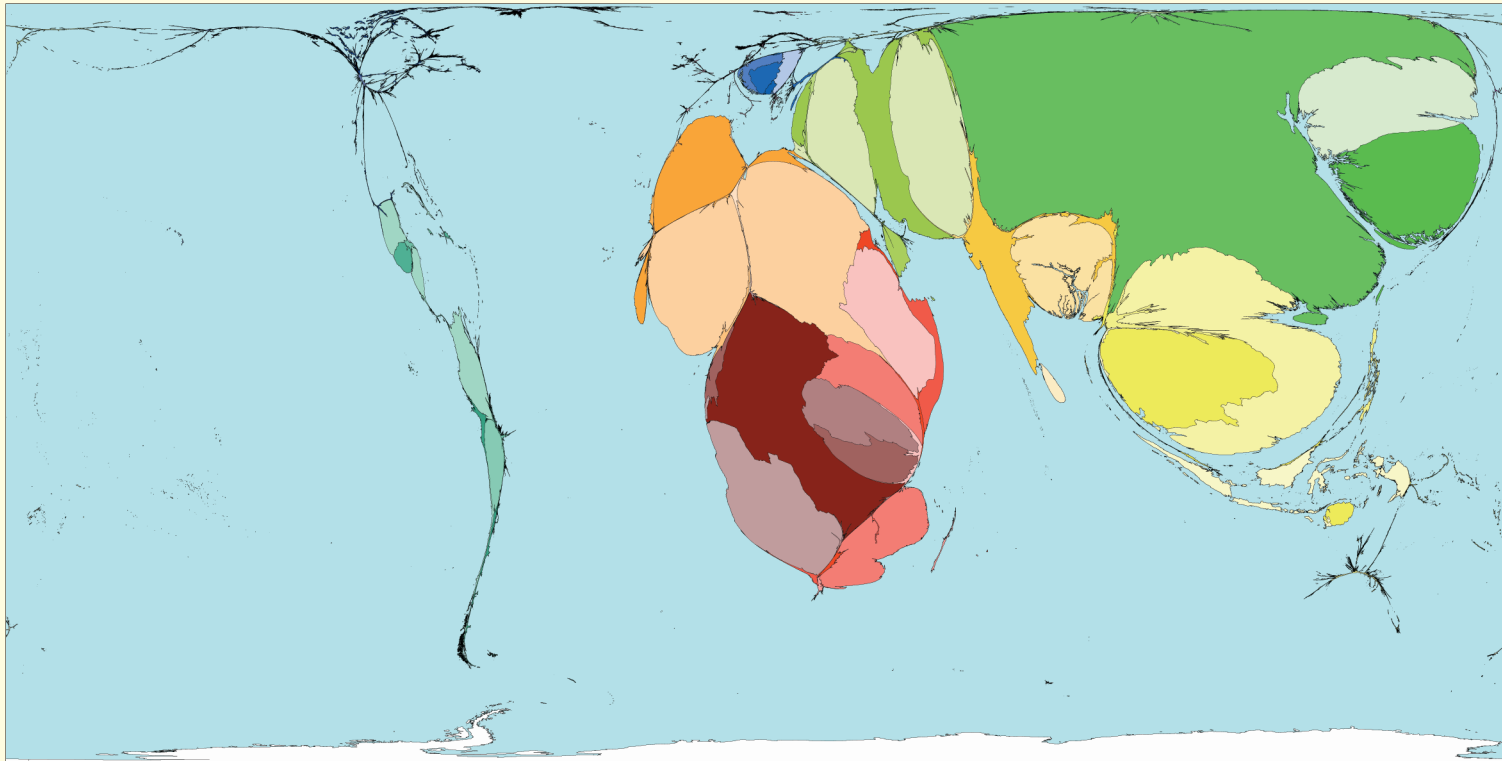


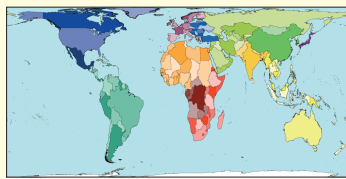
War Deaths 1945-2000



An estimated 51 million people have been killed in wars between 1945 and 2000. Almost a third of these deaths were amongst the population of China. China, Vietnam, the Democratic Republic of Congo and Sudan suffered the highest number of war deaths during this period.

Very few war deaths have occurred in Japan, Western Europe and North America between 1945 and 2000. Eastern Europe and South America also counted relatively few war deaths in total. Within these regions certain territories had high death counts, these territories include: Serbia and Montenegro, Croatia, Bosnia Herzegovina, Colombia, Bolivia and Guatemala.

Territory size shows the proportion of deaths worldwide directly attributed to war or conflict that occurred there between 1945 and 2002.



Land area

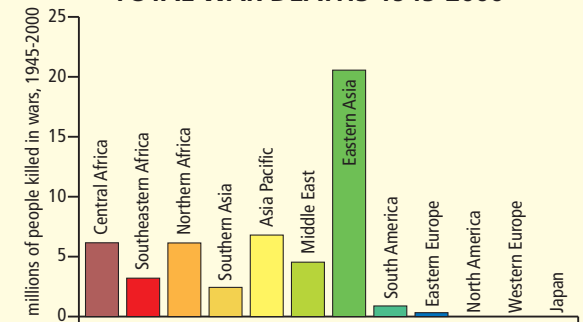
- Technical notes**
- Data are from Milton Leitenberg, of the Centre for International and Security Studies, 2001.
 - *In 150 territories under 0.1% of the population died directly due to war or conflict.
 - See website for further information.

MOST WAR DEATHS 1945-2000

Rank	Territory	Value	Rank	Territory	Value
1	Cambodia	16	11	Republic of Korea	4.7
2	Timor-Leste	14	12	Viet Nam	4.7
3	Angola	13	13	Iraq	4.6
4	Rwanda	10	14	Western Sahara	4.4
5	Dem People's Republic of Korea	10	15	Lebanon	3.7
6	Afghanistan	9	16	Algeria	3.5
7	Sudan	8	17	Liberia	3.1
8	Burundi	8	18	Uganda	2.8
9	Democratic Republic Congo	6	19	Congo	2.8
10	Mozambique	5	20	Somalia	2.7

deaths in wars from 1945 to 2000 as percentage of 2002 population*

TOTAL WAR DEATHS 1945-2000



“It is possible I’ll never see Nina again? Nina, an innocent eleven-year-old little girl - the victim of a stupid war. I feel sad. I cry and wonder why?”

Zlata Filipovic, 1992