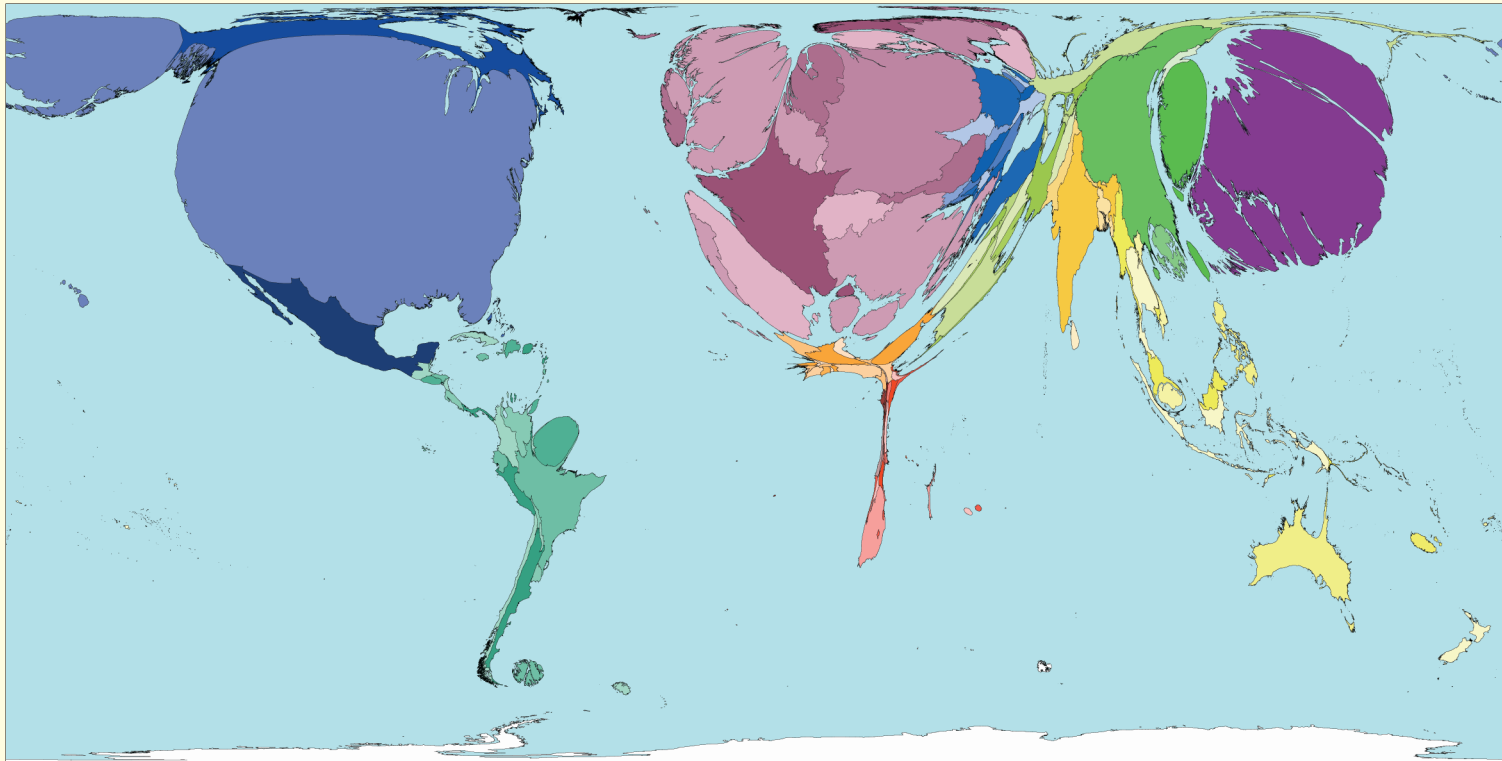


# National Income

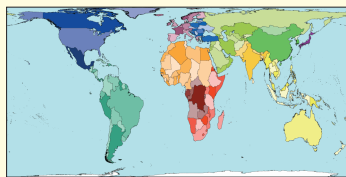


Gross National Income (GNI) is all income and profits received in a territory. Income is from goods and services produced in a territory, plus income from abroad; excluded are profits made by foreign companies.

The highest Gross National Incomes per person are in Western Europe, North America and Japan. The lowest are in Burundi and Ethiopia.

Of the total of Gross National Incomes worldwide, the United States has 33%, Western Europe 28% and Japan 13%. Much is amassed by multinational companies whose profits can exceed the GNI of some poor territories. The profits of multinationals are counted in the home territory of the owners.

Territory size shows the proportion of all Gross National Income, in US dollars, that is attributed to that place.



Land area

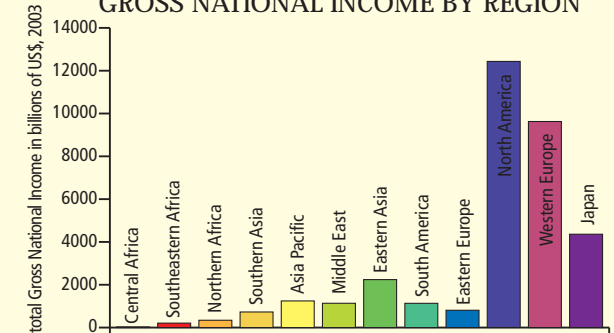
## HIGHEST AND LOWEST GROSS NATIONAL INCOMES

Rank	Territory	Value	Rank	Territory	Value
1	Norway	44.0	190	Rwanda	0.22
2	Switzerland	41.5	192	Tajikistan	0.21
3	United States	37.8	193	Niger	0.21
4	Japan	34.2	194	Sierra Leone	0.17
5	Denmark	33.5	195	Malawi	0.15
6	Greenland	29.3	196	Guinea-Bissau	0.14
7	Bahamas	29.3	197	Liberia	0.12
8	Sweden	29.1	198	Democratic Republic of Congo	0.11
9	United Kingdom	28.4	199	Ethiopia	0.09
10	Ireland	27.7	200	Burundi	0.09

Gross National Income in thousands of US\$ per person per year, 2003\*

- Technical notes
- Data are from the World Bank's 2005 World Development Indicators.
  - \*Estimates from regional averages not included.
  - \*Data in US \$ using average exchange rate over 3 years.
  - See website for further information.

## GROSS NATIONAL INCOME BY REGION



*“It does not include the beauty of our poetry or the strength of our marriages; the intelligence of our public debate or the integrity of our public officials ... it measures everything ... except that which makes life worthwhile.”* Robert Kennedy, 1968