

# Water Connecting



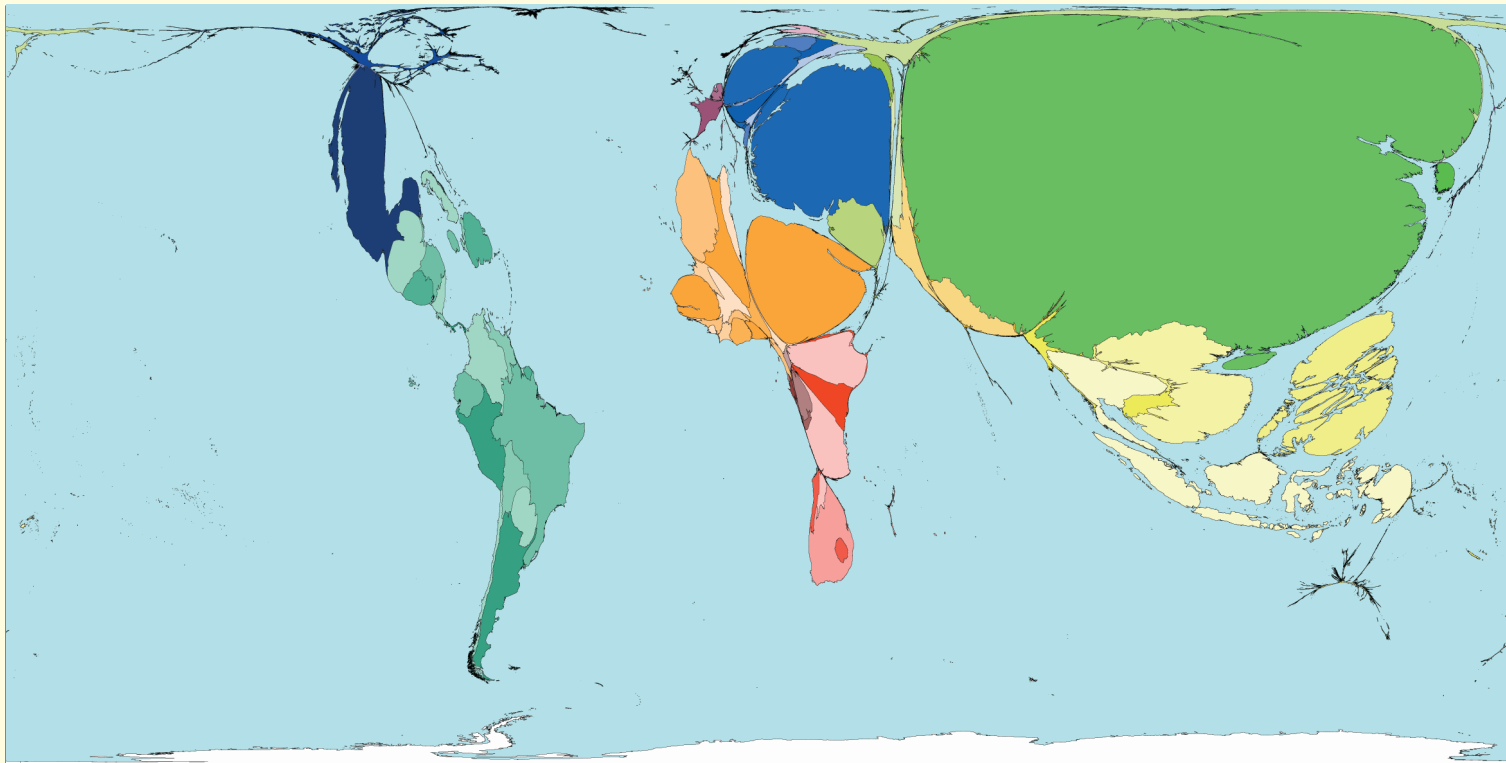
The University  
Of  
Sheffield.



The Leverhulme Trust



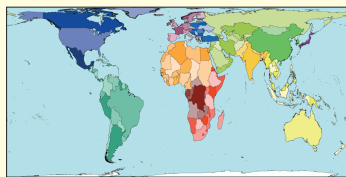
Produced by the SASI group (Sheffield) and Mark Newman (Michigan)



Between 1995 and 2004, an estimated 289 million extra households were connected to water supplies. Most (54%) of them were in China. Other territories with high numbers of newly connected households are Turkey, the Philippines, Egypt and Vietnam.

Some territories have few households that were recently connected to water supplies because of a lack of resources. Other territories had high rates of connection in 1995 so there were few households in need of connection. New water connections are one measure of the rate of improvement in basic living conditions. In a few territories the proportion of connected households is reported to be falling.

Territory size shows the proportion of people in households that have been newly connected to water supplies between 1995 and 2004.



Land area

## HIGHEST NEW CONNECTION RATES

Rank	Territory	Value
1	Turkey	24
2	Paraguay	18
3	Guatemala	17
4	Senegal	16
5	Egypt	15
6	Syrian Arab Republic	14
6	Philippines	14
8	Viet Nam	13
9	China	12
9	Lesotho	12

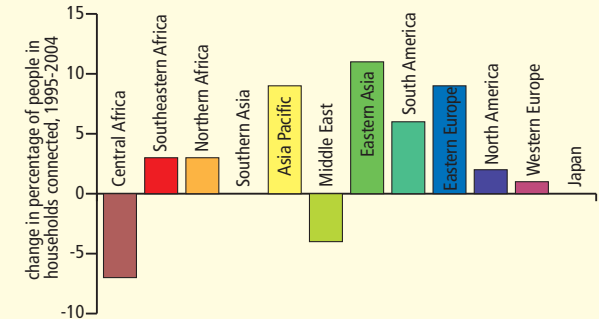
% rise in households connected to water 1995-2004

## MOST NEW CONNECTIONS

Rank	Territory	Value
1	China	155
2	Turkey	17
3	Philippines	11
4	Egypt	11
5	Viet Nam	10
6	Indonesia	9
7	Mexico	8
8	Brazil	7
9	Russian Federation	4
10	Thailand	4

millions more people connected to water 1995-2004

## CHANGE IN WATER CONNECTION RATE



### Technical notes

- Data are from the World Health Organisation and United Nations Fund for Children's Joint Monitoring Programme, 2005.
- See website for further details.

*“When I heard that we were going to get clean water I remember laughing, it was so funny. I can only compare it to someone who is in prison for a long time. When they are set free it’s the most fantastic experience.”* Nakwetikya, 2007