Mopeds and Motorcycles

The University Of Sheffield. The Leverhulme Trust Geographical Association
Produced by the SASI group (Sheffield) and Mark Newman (Michigan)

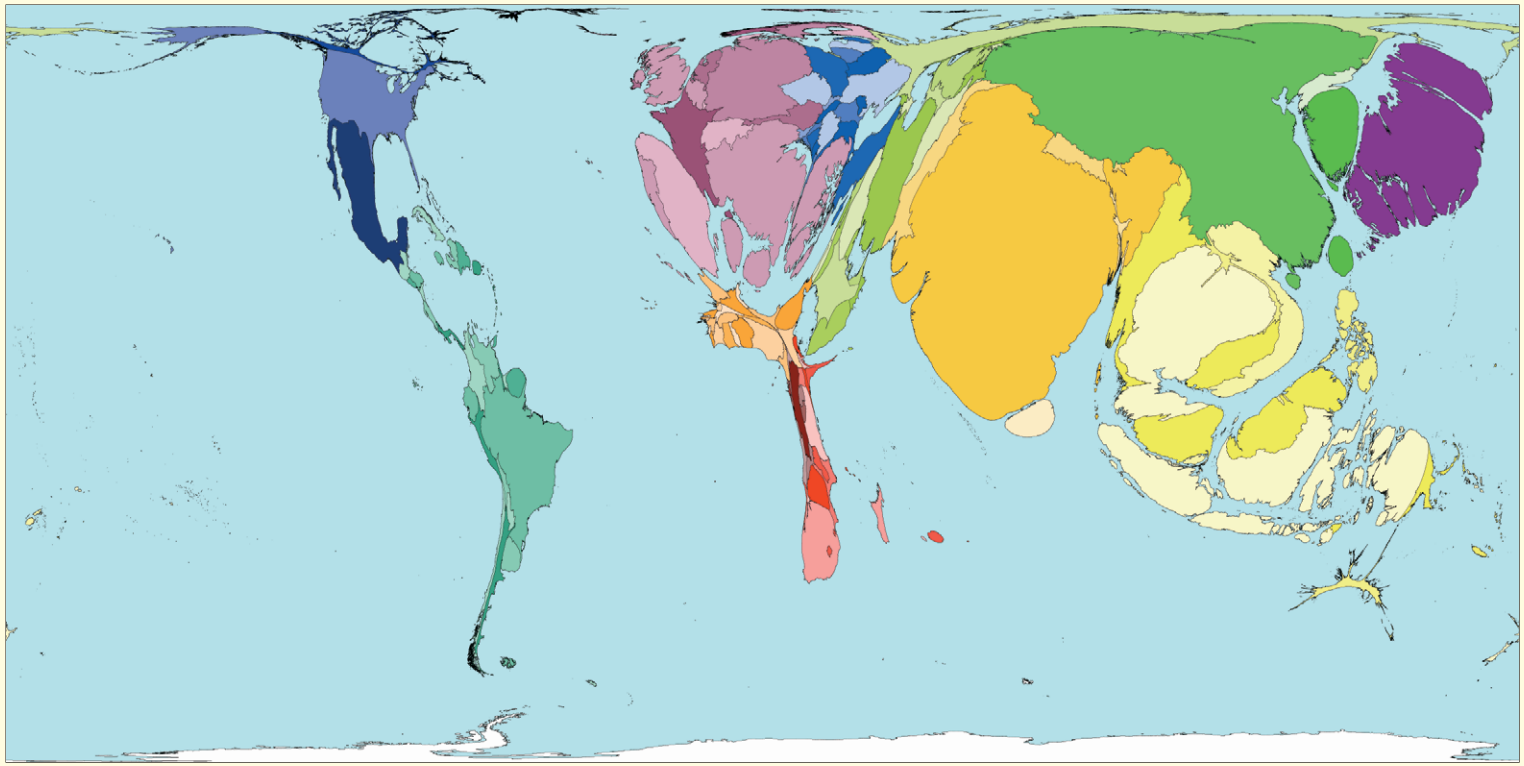

The Asian regions (Southern Asia, Eastern Asia, Asia Pacific and Japan) are where 65% of mopeds and motorbikes are driven. Mopeds are less powerful than motorbikes, having slower maximum speeds because of their smaller engines. Some mopeds can also be pedalled. This form of transport has an advantage over cars in that motorised bikes can be taken on narrow roads and paths. On the other hand the rider is more vulnerable to injury.

Malaysia and Greece have more than one motorbike / moped for every five people. Considering that some people will be too young to drive, this could be one bike per three people in the relevant age group.

Territory size shows the proportion of the motorbikes and mopeds in the world found there.

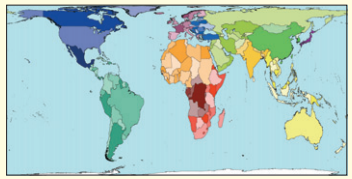

Land area

Technical notes

- Data source: World Bank, World Development Indicators, 2005. Data are from 2002.
- A moped is smaller than a motorbike, with lower maximum speeds, a smaller engine, and a lighter frame.
- See website for further information.

MOST AND FEWEST MOTORCYCLES/MOPEDS

Rank	Territory	Value	Rank	Territory	Value
1	Malaysia	238	191	Hong Kong (China)	4.8
2	Greece	220	192	Kyrgyzstan	4.4
3	Thailand	174	193	Swaziland	3.2
4	Cambodia	134	194	Uganda	2.7
5	Italy	125	195	Sierra Leone	2.3
6	Japan	106	196	Armenia	2.2
7	Mauritius	104	197	Kenya	1.5
8	Switzerland	102	198	Bangladesh	1.1
9	Uruguay	101	199	Chad	0.5
10	Latvia	95	200	Ethiopia	0.4

motorcycles and mopeds per thousand people

TWO-WHEELERS PER 100 PEOPLE

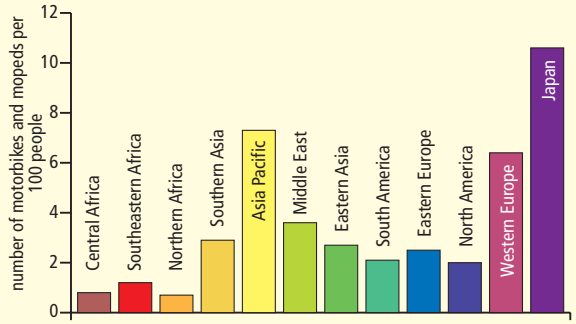

"I had only seen two crash helmets in Nicaragua and had not driven to Costa Rica to buy one."

George Davey Smith, 1991

 © Copyright 2006 SASI Group (University of Sheffield) and Mark Newman (University of Michigan)