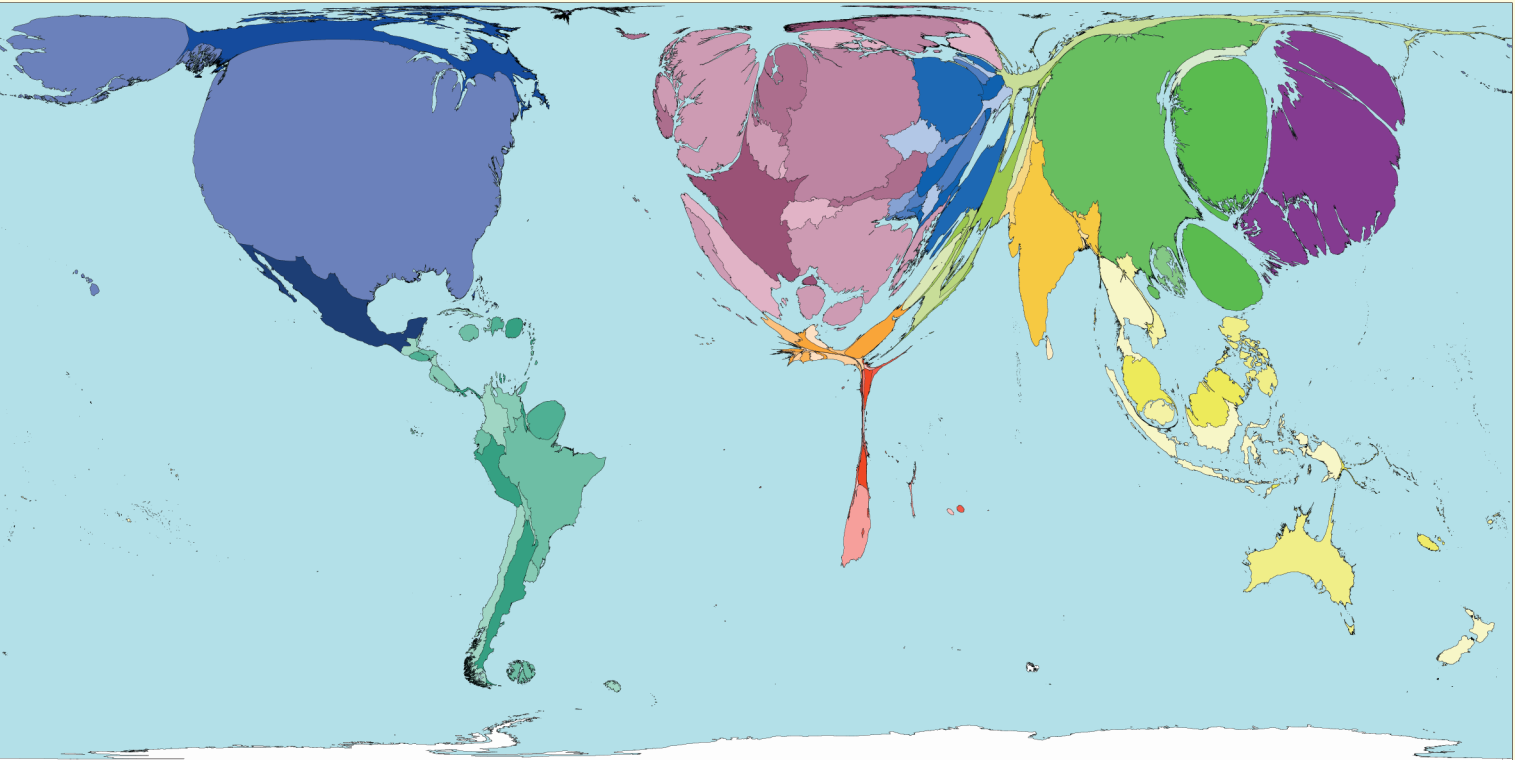


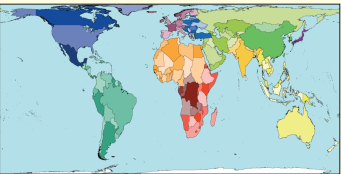
Internet Users 2002



During the 12 years from 1990 to 2002, people using the Internet increased in number by 224 times. By 2002 there were 631 million Internet users worldwide.

The distribution of Internet users worldwide has changed remarkably over just a dozen years. In 1990 Internet users were mainly found in the United States, Western Europe, Australia, Japan and Taiwan. By 2002 people living in Asia Pacific, Southern Asia, South America, China and Eastern Europe were notable Internet users. A not insignificant number of Internet users are also shown to be in Northern Africa, Southeastern Africa and the Middle East.

Territory size shows the proportion of worldwide Internet users who lived there in 2002.



Land area

Technical notes

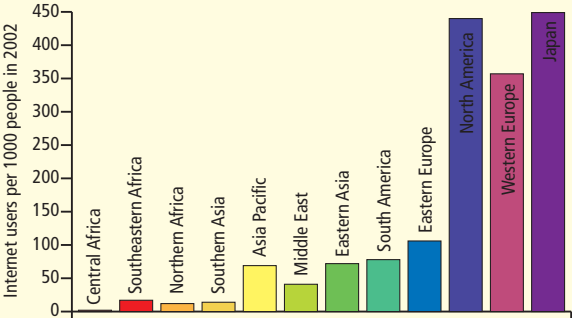
- Data are from the United Nations Development Programme's 2004 Human Development Report.
- Internet users have access to and use the Internet.
- See website for further information.

MOST AND FEWEST INTERNET USERS

Rank	Territory	Value	Rank	Territory	Value
1	Iceland	648	191	Bangladesh	1.5
2	Sweden	573	191	Congo	1.5
3	Republic of Korea	552	193	Niger	1.3
4	United States	551	193	Central African Republic	1.3
5	Denmark	513	195	Burundi	1.2
5	Canada	513	196	Iraq	1.0
7	Finland	509	197	Democratic Republic of Congo	0.9
8	Netherlands	506	198	Ethiopia	0.7
9	Singapore	504	199	Myanmar	0.5
10	Norway	503	199	Tajikistan	0.5

Internet users per 1000 people in 2002

INTERNET USERS IN 2002



“We [strive] to achieve a ‘warm-hearted digital world’ where everybody, including the elderly, the young, men and women, enjoys ubiquitous access to communications technologies for the greater good ...” Yeon Gi Son, 2006