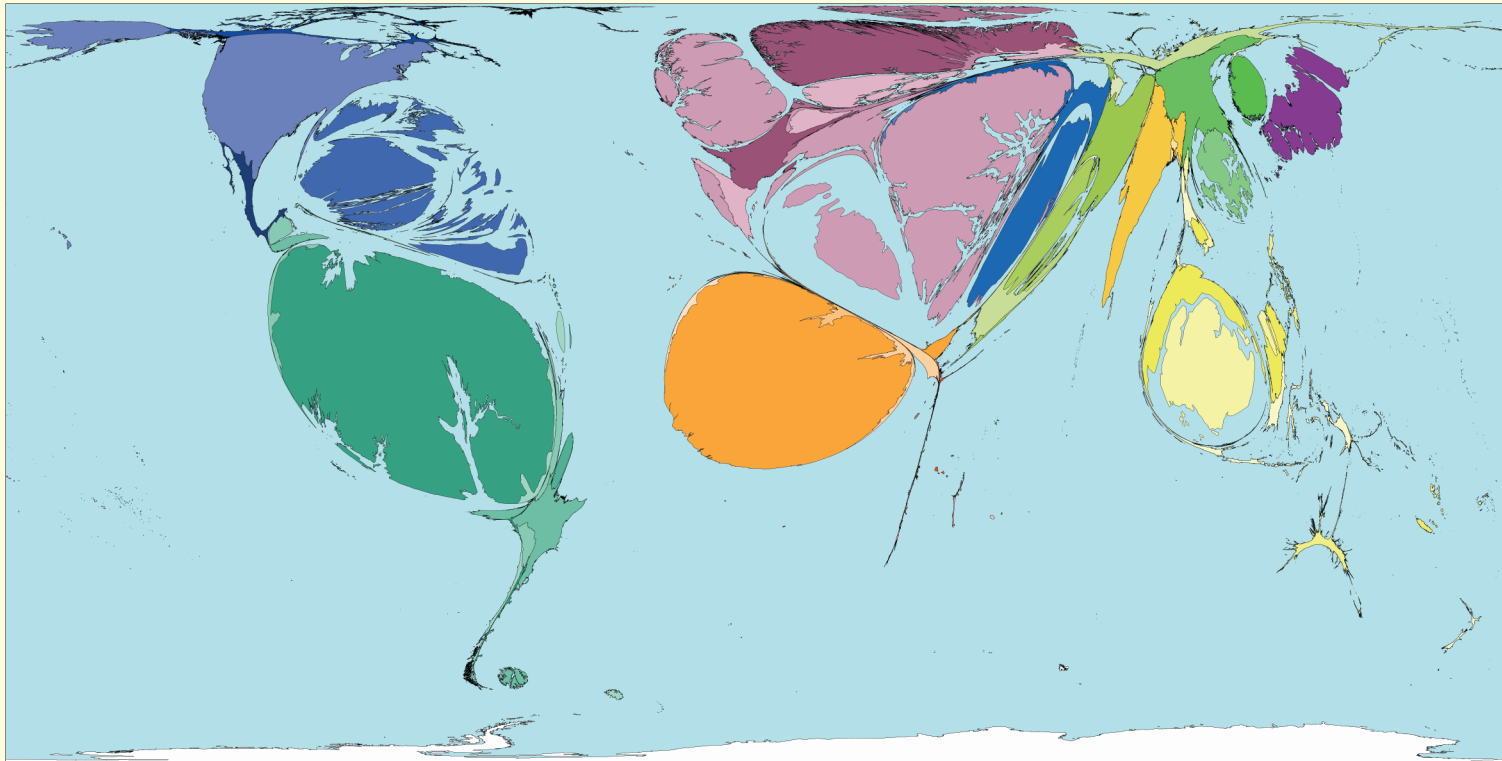


Oil Tankers

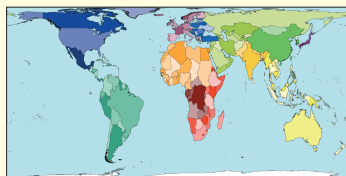


This map shows the distribution of the places of registration of oil tankers. The map is distinctive because some territories record extremely high oil tanker registration whilst surrounding territories have low or non-existent oil tanker registration.

In the Bahamas there are 93 deadweight tons of oil tanker registered for each person who lives there.

The territories with the largest weight of tankers registered have neither significant petroleum imports nor exports. This is demonstrated by the example of Luxembourg, a landlocked territory, which has the tenth largest weight of tankers registered per person living there.

Territory size shows the proportion of oil tankers in the world registered there.



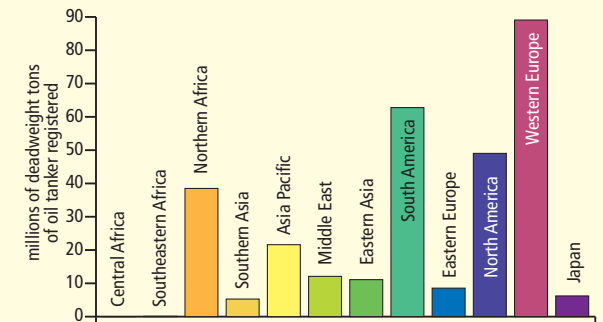
Land area

MOST AND FEWEST OIL TANKERS REGISTERED

Rank	Territory	Value	Rank	Territory	Value
1	Bahamas	9333	108	Kenya	0.025
2	Malta	4336	109	Morocco	0.023
3	Panama	1823	110	Syrian Arab Republic	0.023
4	Liberia	1155	111	Colombia	0.023
5	Cyprus	830	112	Somalia	0.021
6	St Vincent & The Grenadines	705	113	Myanmar	0.010
7	Tuvalu	430	114	South Africa	0.009
8	Singapore	382	115	Côte d'Ivoire	0.006
9	Norway	379	116	Ethiopia	0.006
10	Luxembourg	265	117	Sudan	0.003

deadweight tons of tanker registered per hundred people*

OIL TANKER REGISTRATION



Technical notes

- Data source: United Nations Conference on Trade And Development, Handbook of Statistics On-line, 2005, Table 8.6. Data are from 2002.
- A deadweight ton is the ship's maximum carrying capacity for cargo, fuel, crew and passengers.
- Metric tons are used here, that is 1000 kilograms.
- *83 territories have no tankers registered.
- See website for further information.

"... it's got a Bahama flag, Liberia registry. The cargo is owned by a Swiss based company run out of Russia. The vessel, I believe, is owned by a Greek consortium or at least managed by a Greek consortium." Ray Suarez, 2002