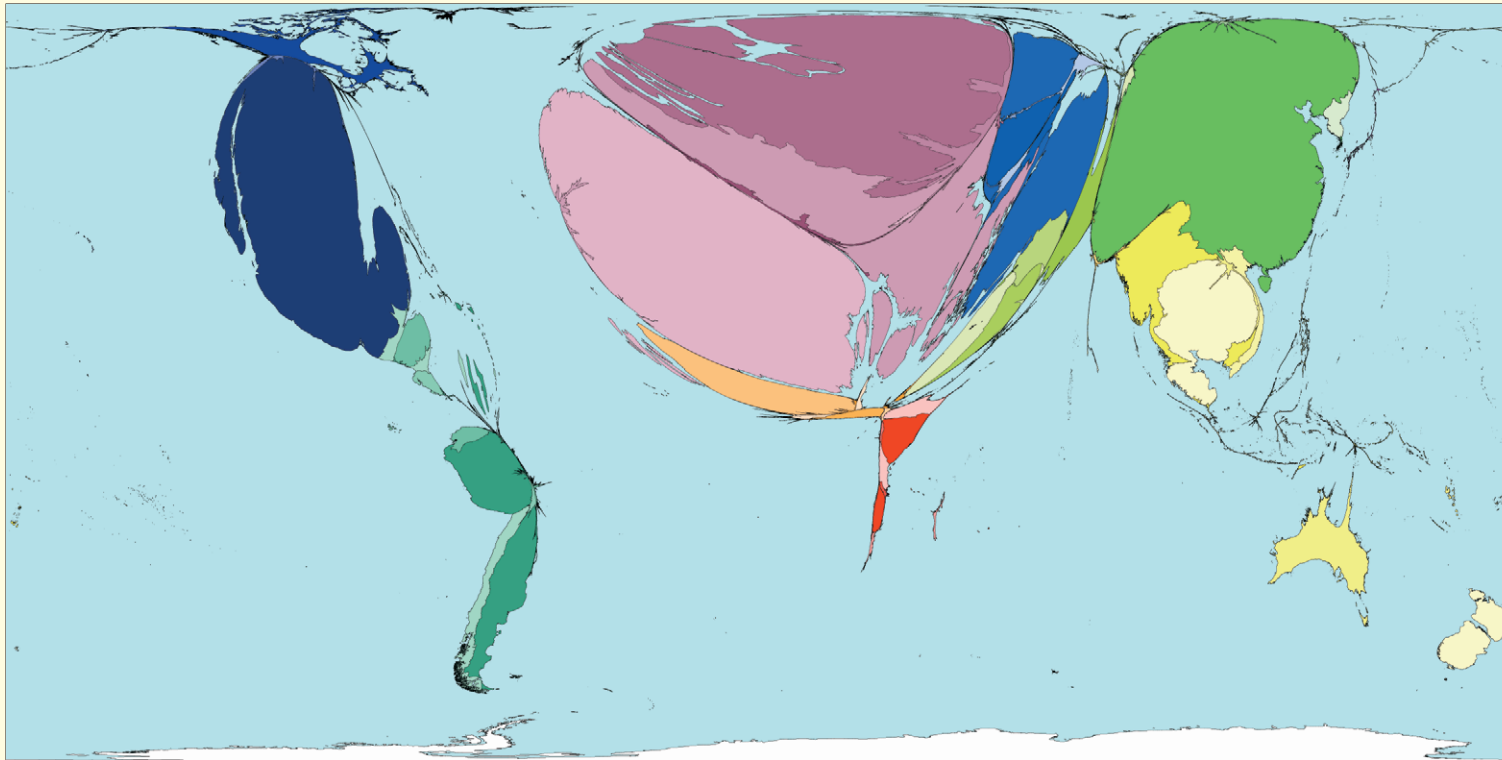


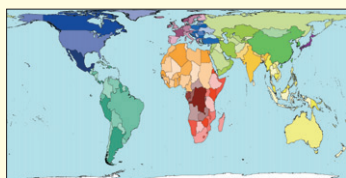
Vegetable Exports



Spain, the Netherlands, China and Mexico are the biggest net exporters of vegetables. Together they account for 64% of worldwide net vegetable exports, as measured in US dollars worth of vegetables.

The map of net vegetable exports would have a different shape were exports measured by weight, not value in US dollars. This would particularly be the case if a territory specialised in expensive artichokes, or cheaper, but much heavier, potatoes.

Territory size shows the proportion of worldwide net exports of vegetables (in US\$) that come from there. Net exports are exports minus imports. When imports are larger than exports the territory is not shown.



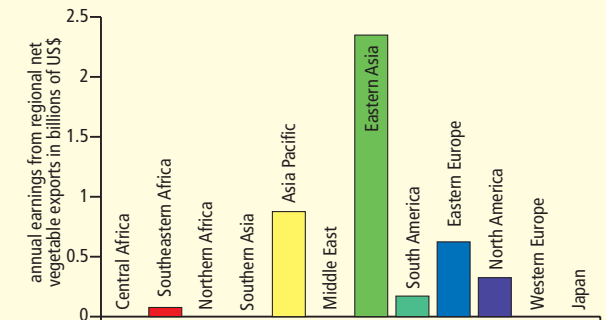
Land area

MOST AND LEAST US\$ OF NET VEGETABLE EXPORTS

Rank	Territory	Value	Rank	Territory	Value
1	Netherlands	191	59	Ukraine	0.39
2	Belgium	83	60	Bhutan	0.33
3	Spain	75	61	Malawi	0.20
4	Tonga	61	62	Madagascar	0.12
5	New Zealand	43	63	Uganda	0.08
6	Vanuatu	22	64	Nepal	0.06
7	Mexico	20	65	South Africa	0.06
8	Israel	20	66	Sudan	0.06
9	Jordan	18	67	Turkmenistan	0.02
10	Hungary	16	68	Cameroon	0.01

annual US\$ worth of vegetables exported per person living in that territory*

REGIONAL NET VEGETABLE EXPORTS



Technical notes

- Data source: United Nations Conference on Trade and Development, 2002.
- *There were no net exports of vegetables recorded for 132 territories.
- Vegetables includes fresh vegetables, preserved vegetables and prepared vegetables.
- See website for further information.

“The Netherlands is the world’s leading vegetable exporter. It is important to note that although they are the top exporter, they are only the 28th largest vegetable producer in the world ...”

Shari Kosco, 2003