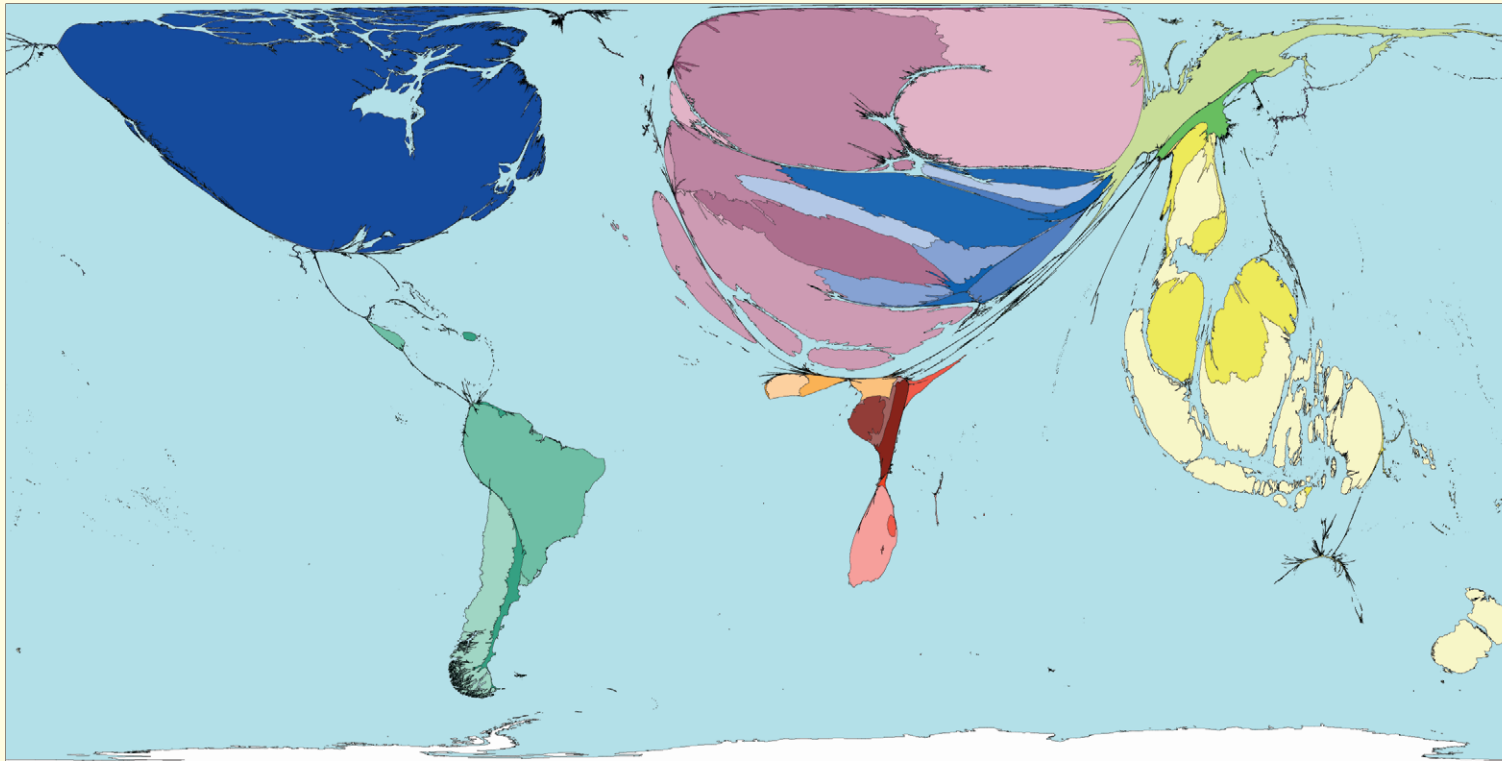


Wood and Paper Exports

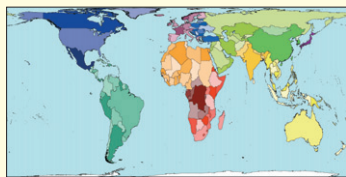


Earnings from wood and paper exports are 4.2% of world export earnings. This category includes prepared timber, wooden and cork items, paper, pulp and plywood.

Canada, Finland, Sweden and Indonesia export the most wood and paper (US\$ net). These territories export almost two-thirds of all net wood and paper exports. Most territories have net imports of wood and paper.

Per person, Finland exports (net) almost twice as much US\$ worth of wood and paper than does Sweden, the territory exporting the second highest value of wood and paper per person.

Territory size shows the proportion of worldwide net exports of wood and paper (in US\$) that come from there. Net exports are exports minus imports. When imports are larger than exports the territory is not shown.



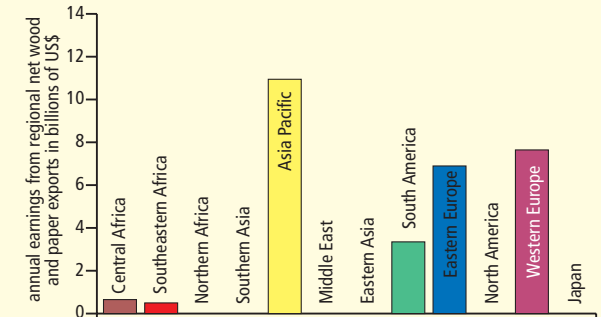
Land area

MOST AND LEAST US\$ OF NET WOOD AND PAPER EXPORTS

Rank	Territory	Value	Rank	Territory	Value
1	Finland	1959	56	Uruguay	5.36
2	Sweden	1089	57	Bhutan	4.79
3	Canada	746	58	Central African Republic	2.62
4	Estonia	485	59	Papua New Guinea	1.89
5	Slovenia	421	60	Fiji	1.76
6	Austria	345	61	Liberia	1.33
7	New Zealand	291	62	Bulgaria	1.21
8	Latvia	286	63	Zimbabwe	1.20
9	Gabon	255	64	Viet Nam	0.64
10	Malaysia	143	65	China	0.33

US\$ worth of net annual wood and paper exports per person living in that territory*

REGIONAL NET WOOD AND PAPER EXPORTS



Technical notes

- Data source: United Nations Conference on Trade and Development, 2002.
- *There were no net wood and paper exports recorded for 135 territories.
- Wood and paper includes furniture parts, plywood, veneer, pulp, paper, and waste paper.
- See website for further information.

“The pulp and paper mills that accompany the logging industry are notorious sources of pollution”

Eduardo Tandem, 1990