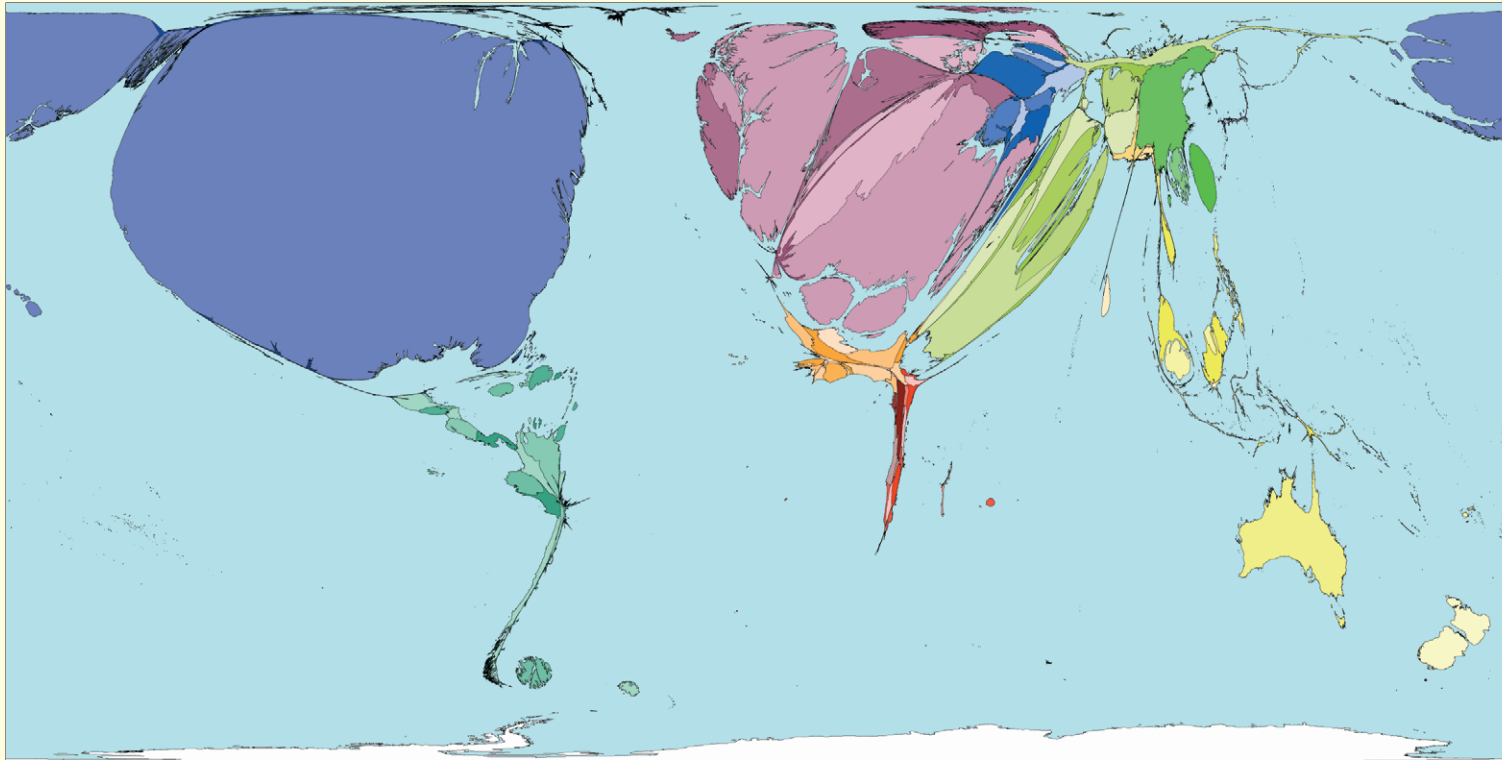


# Car Imports

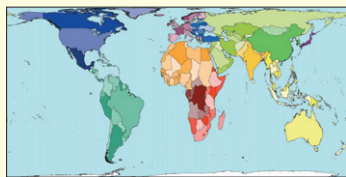


The United States alone buys (net US\$) 55% of all international car imports. Italy and the United Kingdom, which are the second and third biggest net car importers, import less than a sixth of the United States import value each.

Territories located in Western Europe and the Middle East import (net US\$) the highest value of cars per person living there. People in Luxembourg import the most per person.

Despite high importing territories, the region of Western Europe has net car exports. North America is the main importing region; the Middle East and Asia Pacific have imports over US\$5 bn.

Territory size shows the proportion of worldwide net imports of cars (in US\$) that are received there. Net imports are imports minus exports. When exports are larger than imports the territory is not shown.



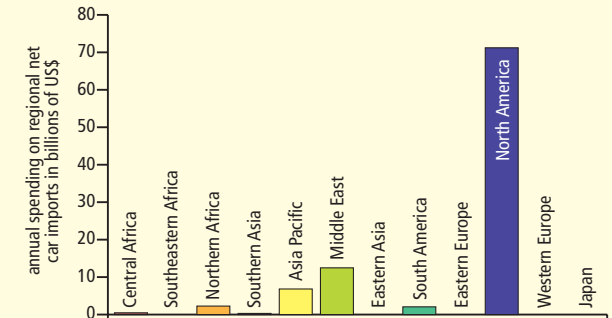
Land area

## MOST AND LEAST US\$ OF NET CAR IMPORTS

Rank	Territory	Value	Rank	Territory	Value
1	Luxembourg	1599	158	Kyrgyzstan	0.70
2	Andorra	912	159	Burundi	0.61
3	Switzerland	665	160	Bangladesh	0.60
4	Kuwait	636	161	Indonesia	0.36
5	United Arab Emirates	538	162	Comoros	0.33
6	Brunei Darussalam	504	163	Myanmar	0.25
7	Ireland	500	164	Liberia	0.21
8	Bahrain	485	165	Central African Republic	0.19
9	Qatar	430	166	Somalia	0.16
10	Norway	386	167	Islamic Republic of Iran	0.04

US\$ worth of net car imports per person living in that territory\*

## REGIONAL NET CAR IMPORTS



### Technical notes

- Data source: United Nations Conference on Trade and Development, 2002.
- \*There were no net car imports recorded for 33 territories. There are no net imports or exports of cars from 5 territories.
- See website for further information.

*“Americans still buy cars by the millions, whether they are in gridlocked LA or in the middle of Kansas miles from the nearest town.”*

Paul Harris, 2006