

Clothing Imports



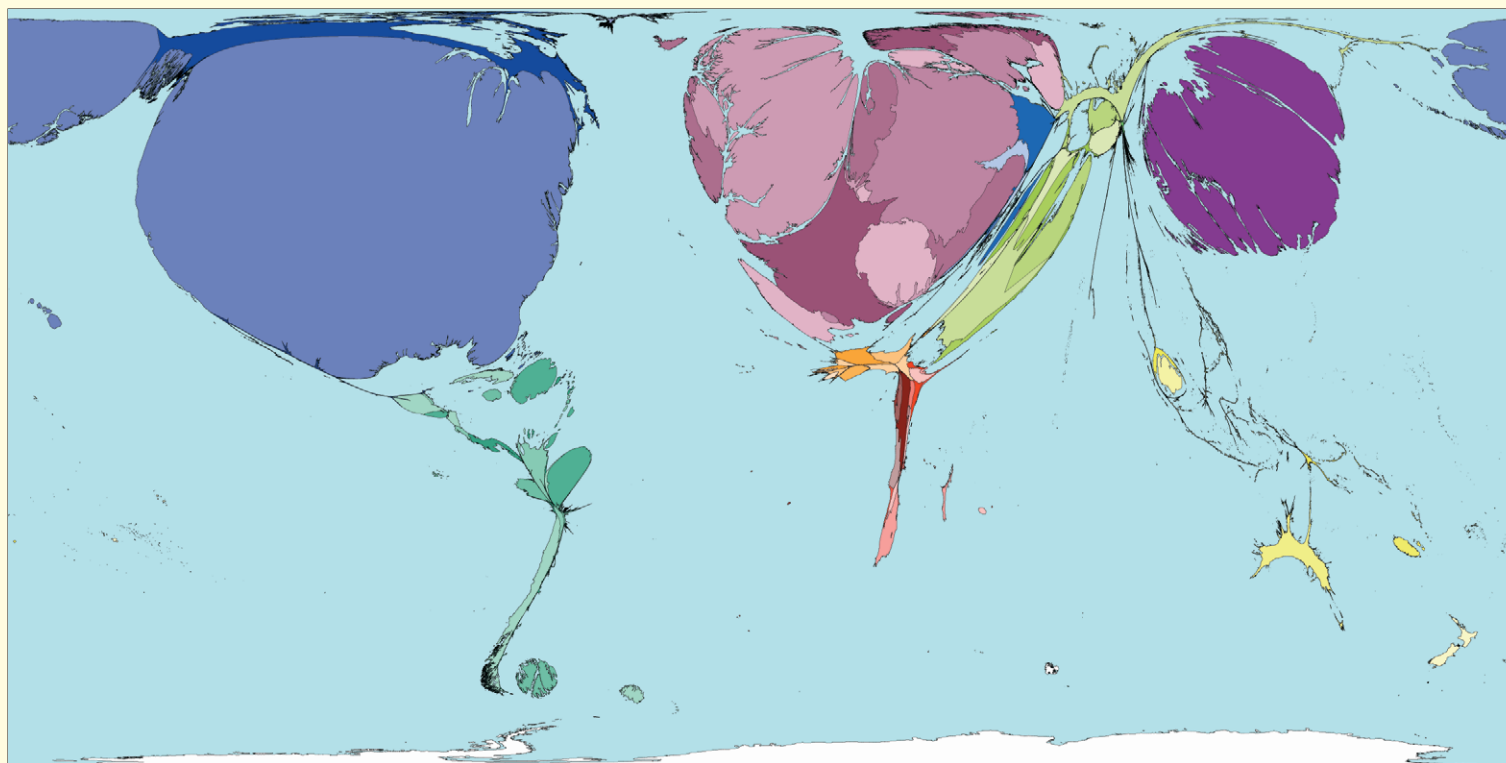
The University
Of
Sheffield.



The Leverhulme Trust



Produced by the SASI group (Sheffield) and Mark Newman (Michigan)

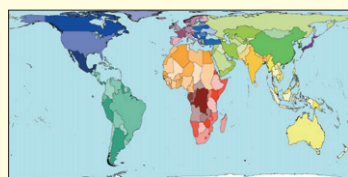


Despite the vast range of clothing styles throughout the world, there is a large international trade in clothes. These clothes arrive, more often than not, in the United States, Western Europe and Japan.

Most clothes are made in territories where employers can pay low labour costs, which partially maintains low prices for the populations of importing territories.

Spending per person on imports (net US\$) shows that some Western European territories have high import rates. There are particularly low net imports per person to some territories in Northern and Southeastern Africa.

Territory size shows the proportion of worldwide net imports of clothes (in US\$) that are received there. Net imports are imports minus exports. When exports are larger than imports the territory is not shown.



Land area

Technical notes

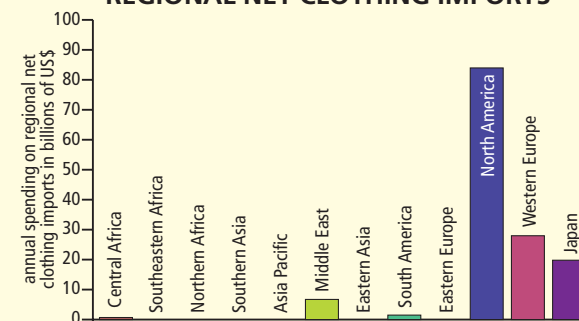
- Data source: United Nations Conference on Trade and Development, 2002.
- *There were no net clothing imports recorded for 78 territories.
- See website for further information.

MOST AND LEAST US\$ OF NET CLOTHING IMPORTS

Rank	Territory	Value	Rank	Territory	Value
1	Niue	3102	113	Paraguay	1.35
2	Andorra	2071	114	United Republic of Tanzania	1.22
3	United Arab Emirates	523	115	Azerbaijan	1.17
4	Switzerland	435	116	Burundi	0.98
5	Norway	410	117	Nigeria	0.87
6	Iceland	365	118	Zambia	0.68
7	Greenland	359	119	Liberia	0.60
8	Cyprus	346	120	Comoros	0.59
9	Ireland	318	121	Islamic Republic of Iran	0.56
10	United Kingdom	279	122	Mozambique	0.41

US\$ worth of clothing imports per person living in that territory*

REGIONAL NET CLOTHING IMPORTS



“... we are trying to balance a number of interests here because obviously people want less expensive goods ...”

Tony Blair, 2005