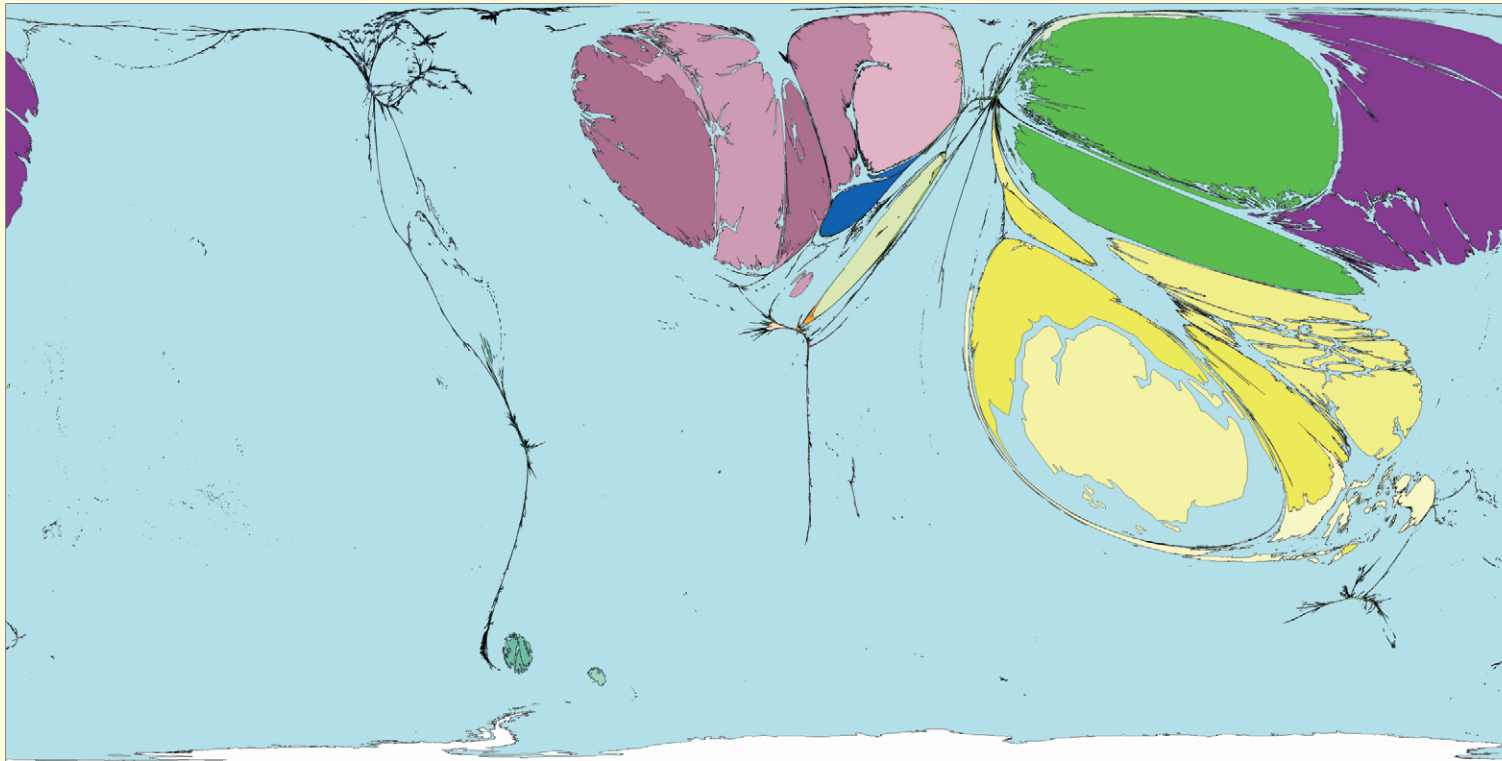


# Computer Exports

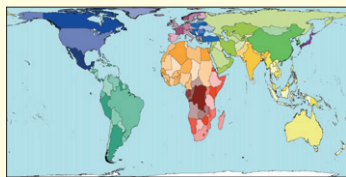


Computers control and facilitate many aspects of life: from the braking systems in some cars, to contacting people who live on the other side of the world. Of all export earnings, 10.6% are from computer exports.

Singapore is the highest per person earner from net computer exports, where earnings are two and a half times as much as Ireland, the second biggest per person earner.

The regions of Asia Pacific, East Asia and Japan have the highest net exports. Western European net exporting territories counter-balance the smaller flow of net computer imports into that region.

Territory size shows the proportion of worldwide net exports of computers (in US\$) that come from there. Net exports are exports minus imports. When imports are larger than exports the territory is not shown.



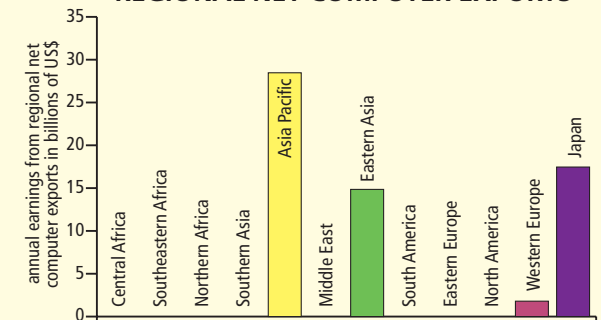
Land area

## MOST US\$ OF NET COMPUTER EXPORTS

Rank	Territory	Value	Rank	Territory	Value
1	Singapore	4450	11	Netherlands	132
2	Ireland	1787	12	United Kingdom	122
3	Finland	922	13	Philippines	106
4	Malta	764	14	Estonia	73
5	Republic of Korea	344	15	Hungary	71
6	Taiwan	339	...	Asia Pacific Average	50
7	Sweden	316	23	DPR Korea	11
8	Malaysia	238	24	Indonesia	10
9	Israel	208	...	Western European Average	5
10	Japan	137	29	Mali	2

US\$ worth of computer exports per person living in that territory\*

## REGIONAL NET COMPUTER EXPORTS



- Technical notes**
- Data source: United Nations Conference on Trade and Development, 2002.
  - \*There were no net exports of computers recorded for 172 territories. One territory neither exports nor imports computers. Territories ranked 16-22 and 25-28 had no data so assumed the regional average.
  - See website for further information.

*“Singapore is to be transformed into an intelligent island, where IT permeates every aspect of the society - at home, work, and play.”*

Chun Wei Choo, 1997