


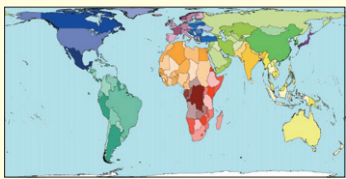
Cargo Shipping



The total carrying capacity of all the merchant ships in the world is 470 million tonnes. This is 57% of the carrying capacity of the world shipping fleet. The remainder of the ships in the world carry mainly oil (not counted as cargo); a small percentage of the world shipping by weight is passenger and military vessels.

As with oil tankers, this map shows tonnage by the territory of registration. This map is very similar to that of oil tankers. The most ship registration by weight is in Panama and Liberia, followed by Malta and Cyprus. Panama registers 85% of all cargo ships by weight in South America, and is responsible for 26% of worldwide registration.

Territory size shows the proportion of worldwide cargo shipping, measured by weight capacity, registered there.



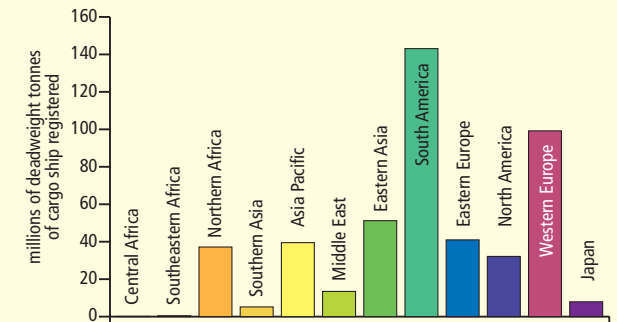
Land area

MOST AND LEAST REGISTERED CARGO SHIPPING

Rank	Territory	Value	Rank	Territory	Value
1	St Vincent & The Grenadines	8354	131	Ecuador	0.023
2	Antigua & Barbuda	6420	132	Somalia	0.021
3	Malta	6249	133	Sierra Leone	0.021
4	Bahamas	6185	134	Yemen	0.021
5	Panama	3936	135	Senegal	0.020
6	Cyprus	3632	136	Kazakhstan	0.019
7	Liberia	1076	137	Nicaragua	0.019
8	Vanuatu	600	138	Haiti	0.012
9	Singapore	373	139	Cameroon	0.006
10	Belize	367	140	Kenya	0.006

deadweight tonnes of cargo ship registered per hundred people*

CARGO SHIP REGISTRATION



Technical notes

- Data source: United Nations Conference on Trade And Development, Handbook of Statistics On-line, 2005, Table 8.6. Data are from 2002.
- A deadweight tonne is the ship's maximum carrying capacity for cargo, fuel, crew and passengers. Metric tonnes are used here, that is 1000 kilograms.
- *60 territories had no cargo shipping registered. These were mainly landlocked territories.
- See website for further information.

“Big cargo ships can be surprisingly vulnerable. They tend to have just a few crew members to transport and protect goods worth millions of dollars.”

Alison Gee, 2002